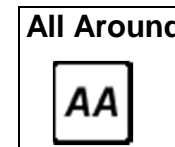
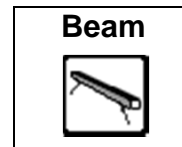
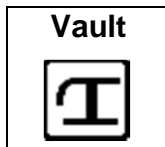


# 2012 National Grades 8765

## Womens Artistic

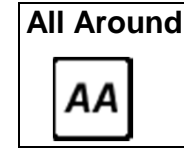

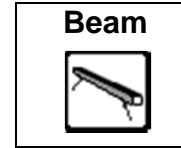



Gr8

No	Name	Club	Team	Comp	D	VT		D	UB		D	BB		D	FX		AA		
36	Lydia	Baker	S West	Gr8-S West	Gr8	3.5	12.400	7	3.5	12.500	5	3.5	12.400	3	3.5	11.950	3	49.250	1
12	Cerhys	Davis-Jones	East	Gr8-East	Gr8	3.5	12.150	13	3.5	12.550	3	3.5	12.450	2	3.5	12.050	1	49.200	2
11	Samantha	Jesson	East	Gr8-East	Gr8	3.5	12.700	1	3.5	12.250	8	3.5	11.750	10	3.5	12.000	2	48.700	3
19	Chloe	Povey	South	Gr8-South	Gr8	3.5	12.000	23	3.5	12.650	2	3.5	11.900	7	3.5	11.850	4	48.400	4
1	Catherine	Nuqui	London	Gr8-London	Gr8	3.5	12.000	23	3.5	12.200	9	3.5	12.500	1	3.5	11.650	6	48.350	5
33	Elena	Marsh	S West	Gr8-S West	Gr8	3.5	12.450	5	3.5	12.700	1	3.5	11.500	12	3.5	11.650	6	48.300	6
39	Paige	Hewitt	S East	Gr8-S East	Gr8	3.5	12.700	1	3.5	12.100	13	3.5	12.000	6	3.0	11.050	10	47.850	7
20	Kaliska	Nowers	South	Gr8-South	Gr8	3.5	12.100	16	3.5	12.200	9	3.5	11.550	11	3.5	11.800	5	47.650	8
44	Macey	Chapman	Wales	Gr8-Wales	Gr8	3.5	11.950	27	3.5	11.900	20	3.5	12.250	5	3.5	11.400	8	47.500	9
21	Hannah	Peggs	North	Gr8-North	Gr8	3.5	12.250	9	3.5	11.700	30	3.5	12.400	3	3.0	11.050	10	47.400	10
34	Sophie	Bryant	S West	Gr8-S West	Gr8	3.5	12.450	5	3.5	12.450	6	3.5	11.800	9	3.5	10.400	27	47.100	11
35	Jessica	Szulc	S West	Gr8-S West	Gr8	3.5	12.250	9	3.5	12.000	17	3.5	11.150	21	3.5	10.800	20	46.200	12
10	Suzanna	Weddepohl	East	Gr8-East	Gr8	3.5	11.950	27	3.5	12.000	17	3.5	11.450	13	3.0	10.750	22	46.150	13
40	Riccie	Navalta	S East	Gr8-S East	Gr8	3.5	12.500	4	3.5	12.550	3	3.5	9.850	43	3.5	11.050	10	45.950	14
32	Paige	Wallis	E Midlands	Gr8-E Midlands	Gr8	3.5	12.050	20	3.5	11.900	20	3.5	11.100	23	3.5	10.850	18	45.900	15
25	Leah	Fletcher	N West	Gr8-N West	Gr8	3.5	12.300	8	3.5	12.100	13	3.5	10.600	30	3.5	10.900	16	45.900	15
18	Imogen	Bailey	South	Gr8-South	Gr8	3.5	12.250	9	3.5	11.900	20	3.5	10.350	38	3.5	11.250	9	45.750	17
13	Ellis	McFarlane	Scotland	Gr8-Scotland	Gr8	3.5	12.100	16	3.5	12.100	13	3.5	11.350	18	3.0	10.050	35	45.600	18
5	Hannah	Cowell-Jones	Yorkshire	Gr8-Yorkshire	Gr8	3.5	11.550	42	3.5	11.600	37	3.5	11.400	15	3.5	11.000	13	45.550	19
30	Sophie	Tucker	E Midlands	Gr8-E Midlands	Gr8	3.5	11.850	34	3.5	11.750	27	3.5	11.100	23	3.5	10.700	23	45.400	20
6	Kyra	Bullock	Yorkshire	Gr8-Yorkshire	Gr8	3.5	12.150	13	3.5	12.050	16	3.5	11.050	25	3.5	10.050	35	45.300	21
2	Issey	Pastor	London	Gr8-London	Gr8	3.5	12.200	12	3.5	12.200	9	3.5	10.500	32	3.5	10.350	29	45.250	22
37	Brielle	Smidt-Wallis	S East	Gr8-S East	Gr8	3.5	11.900	30	3.5	11.400	44	3.5	11.900	7	3.0	9.950	41	45.150	23
26	Imogen	Perry	N West	Gr8-N West	Gr8	3.5	11.650	41	3.5	11.700	30	3.5	11.150	21	3.5	10.650	24	45.150	23
29	Tegan	Rogers	E Midlands	Gr8-E Midlands	Gr8	3.5	11.550	42	3.5	11.500	41	3.5	11.450	13	3.5	10.650	24	45.150	23
38	Aimee	Lyndsell	S East	Gr8-S East	Gr8	3.5	11.950	27	3.5	11.400	44	3.0	10.600	30	3.0	11.000	13	44.950	26
41	Elaine	Giddings	Wales	Gr8-Wales	Gr8	3.5	12.050	20	3.5	12.150	12	3.0	9.700	45	3.5	10.950	15	44.850	27
22	Demi	Singer	North	Gr8-North	Gr8	3.5	12.100	16	3.5	11.700	30	3.5	10.450	33	3.5	10.600	26	44.850	27
9	Megan	White	East	Gr8-East	Gr8	3.5	11.350	47	3.5	12.350	7	3.5	11.400	15	3.5	9.550	48	44.650	29
15	Nadia	Gibson	Scotland	Gr8-Scotland	Gr8	3.5	11.800	35	3.5	11.750	27	3.5	11.300	20	3.0	9.800	44	44.650	29
17	Annabelle	Taylor	South	Gr8-South	Gr8	3.5	11.450	44	3.5	11.900	20	3.5	10.850	28	3.5	10.300	30	44.500	31
8	Phoebe	Dickinson	Yorkshire	Gr8-Yorkshire	Gr8	3.5	12.150	13	3.5	11.600	37	3.5	10.450	33	3.5	10.250	31	44.450	32
14	Dana	Russell	Scotland	Gr8-Scotland	Gr8	3.5	11.900	30	3.5	11.700	30	3.5	9.950	40	3.5	10.900	16	44.450	32
7	Lara	Coyle	Yorkshire	Gr8-Yorkshire	Gr8	3.5	11.400	45	3.5	11.550	40	3.5	11.350	18	3.0	9.950	41	44.250	34
27	Casey	Exley	N West	Gr8-N West	Gr8	3.5	12.650	3	3.5	11.750	27	3.5	9.450	48	3.5	10.200	32	44.050	35

# 2012 National Grades 8765

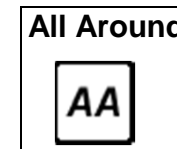
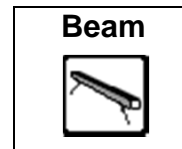
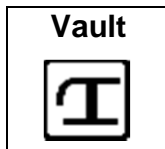
## Womens Artistic



31	Yasmin	Revill	E Midlands	Gr8-E Midlands	Gr8	3.5	10.800	51	=	3.5	11.700	30	=	3.5	11.400	15	=	3.0	10.050	35	=	43.950	36	
45	Skye	Sturdy	W Midlands	Gr8-W Midlands	Gr8	3.5	12.100	16	=	3.5	11.800	25	=	3.5	10.850	28	=	3.5	9.150	50	=	43.900	37	
23	Emily	Small	North	Gr8-North	Gr8	3.5	11.700	39	=	3.5	11.600	37	=	3.5	10.400	37		3.5	10.050	35	=	43.750	38	=
42	Beth	Wheeler	Wales	Gr8-Wales	Gr8	3.5	11.300	48	=	3.5	11.950	19		3.0	10.100	39		3.0	10.400	27	=	43.750	38	=
24	Jordan	McKinnon	North	Gr8-North	Gr8	3.5	12.050	20	=	3.5	11.700	30	=	3.0	9.900	42		3.5	9.950	41	=	43.600	40	
47	Mackenzie	Watkins	W Midlands	Gr8-W Midlands	Gr8	3.5	11.800	35	=	3.5	11.900	20	=	3.5	11.000	27		3.0	8.800	52		43.500	41	
52	Eve	Wiltcher	Isle of Man	Gr8-Isle of Man	Gr8	3.5	11.900	30	=	3.5	11.300	47		3.5	11.050	25	=	2.5	9.200	49		43.450	42	=
3	Chloe	Bishop	London	Gr8-London	Gr8	3.5	12.000	23	=	3.5	11.250	48		3.5	10.450	33	=	3.5	9.750	45		43.450	42	=
4	Alix	Stagg	London	Gr8-London	Gr8	3.5	12.000	23	=	3.5	11.700	30	=	2.5	8.950	51		3.5	10.800	20	=	43.450	42	=
28	Lois	Thompson	N West	Gr8-N West	Gr8	3.5	11.750	38		3.5	10.850	50		3.5	10.450	33	=	3.0	10.200	32	=	43.250	45	
51	Iona	Cheetham	Isle of Man	Gr8-Isle of Man	Gr8	3.5	11.300	48	=	3.5	11.450	42	=	3.5	9.950	40	=	3.0	10.200	32	=	42.900	46	
48	Isobel	James	W Midlands	Gr8-W Midlands	Gr8	3.5	11.700	39	=	3.5	11.350	46		3.5	9.750	44		3.5	10.000	40		42.800	47	
49	Ciara	Wilders	Isle of Man	Gr8-Isle of Man	Gr8	3.5	11.300	48	=	3.5	11.800	25	=	2.5	9.500	47		3.0	10.050	35	=	42.650	48	
46	Anae	Jones	W Midlands	Gr8-W Midlands	Gr8	3.5	11.400	45	=	3.5	11.450	42	=	3.5	9.650	46		3.5	9.700	46	=	42.200	49	
16	Katie-Ann	Kettles	Scotland	Gr8-Scotland	Gr8	3.5	11.900	30	=	3.5	11.200	49		3.0	9.350	49		2.5	9.700	46	=	42.150	50	
43	Niya	Hewitt	Wales	Gr8-Wales	Gr8	3.5	11.800	35	=	1.0	9.000	52		3.0	9.050	50		3.5	10.850	18	=	40.700	51	
50	Lauren	Kerruish	Isle of Man	Gr8-Isle of Man	Gr8	3.5	10.800	51	=	3.5	10.600	51		0.0	0.000	52	=	3.0	9.150	50	=	30.550	52	

# 2012 National Grades 8765

## Womens Artistic

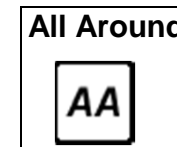
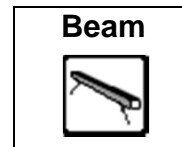
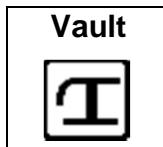


Gr6

No	Name	Club	Team	Comp	D	VT		D	UB		D	BB		D	FX		AA							
58	Amy	Philbin	S West	Gr6-S West	Gr6	3.5	12.350	2	=	3.5	11.600	14	3.5	11.950	1	3.5	11.650	7	47.550	1				
84	Mercedes	Miladinovic	N West	Gr6-N West	Gr6	3.5	12.300	4	=	3.5	12.150	5	3.0	10.750	18	3.5	12.200	1	47.400	2				
81	Honor	Layton	South	Gr6-South	Gr6	3.5	11.800	35	=	3.5	12.350	1	=	3.0	11.100	11	=	3.5	11.850	2	47.100	3		
79	Jenna	Arnot	South	Gr6-South	Gr6	3.5	12.200	8	=	3.5	12.100	6	=	3.5	11.400	5	3.0	11.300	11	47.000	4			
91	Lucy	Ferguson	Yorkshire	Gr6-Yorkshire	Gr6	3.5	12.400	1	=	3.5	12.250	3	=	3.5	11.350	6	3.5	10.800	24	=	46.800	5		
89	Eleanor	Vine	East	Gr6-East	Gr6	3.5	11.900	25	=	3.5	11.950	13	=	3.5	11.200	9	=	3.5	11.700	6	46.750	6	=	
80	Emily	Goss	South	Gr6-South	Gr6	3.5	12.350	2	=	3.5	12.200	4	=	3.0	10.450	25	=	3.5	11.750	4	=	46.750	6	=
59	Abigail	Solari	S West	Gr6-S West	Gr6	3.5	12.300	4	=	3.5	12.100	6	=	3.0	10.450	25	=	3.5	11.800	3	46.650	8		
85	Madison	Howard	N West	Gr6-N West	Gr6	3.5	12.000	18	=	3.5	12.000	11	=	3.5	11.100	11	=	3.5	11.450	10	46.550	9		
68	Hattie	Molloy	S East	Gr6-S East	Gr6	3.5	11.950	21	=	3.5	12.100	6	=	3.0	10.850	16	=	3.5	11.150	16	=	46.050	10	=
66	Gemma	Everson	S East	Gr6-S East	Gr6	3.5	11.950	21	=	3.5	11.100	21	=	3.5	11.500	4	3.5	11.500	8	=	46.050	10	=	
53	Hana	Davies	Wales	Gr6-Wales	Gr6	3.5	12.300	4	=	3.5	12.350	1	=	3.0	10.500	23	=	3.0	10.800	24	=	45.950	12	
65	Rio	Baker	S East	Gr6-S East	Gr6	3.5	11.900	25	=	3.5	12.050	9	=	3.5	10.700	19	3.5	11.200	12	=	45.850	13		
83	Sophie	Lynch	N West	Gr6-N West	Gr6	3.5	11.950	21	=	3.0	10.850	25	=	3.5	11.300	7	3.5	11.500	8	=	45.600	14		
57	Paisley	Boyce	S West	Gr6-S West	Gr6	3.5	12.050	13	=	3.5	10.600	30	=	3.5	11.100	11	=	3.5	11.750	4	=	45.500	15	
62	Tegan	Davies	W Midlands	Gr6-W Midlands	Gr6	3.5	12.100	11	=	3.5	11.300	19	=	3.5	10.600	20	=	3.5	11.200	12	=	45.200	16	
67	Sophie	Miller	S East	Gr6-S East	Gr6	3.5	12.050	13	=	3.5	11.450	15	=	3.5	11.250	8	3.0	10.300	29	=	45.050	17		
87	Dulcie	Canham	East	Gr6-East	Gr6	3.5	11.850	32	=	3.5	11.450	15	=	3.5	10.800	17	3.0	10.850	23	=	44.950	18		
69	May	Collins	London	Gr6-London	Gr6	3.5	12.200	8	=	3.5	10.900	24	=	3.5	10.600	20	=	3.5	11.000	19	=	44.700	19	
90	Rachel	Harvey	East	Gr6-East	Gr6	3.5	12.100	11	=	3.0	10.750	28	=	3.5	11.800	2	3.5	9.950	39	=	44.600	20	=	
92	Sophie	Davies	Yorkshire	Gr6-Yorkshire	Gr6	3.5	11.850	32	=	3.5	11.450	15	=	3.5	11.100	11	=	3.5	10.200	31	=	44.600	20	=
60	Autumn	Barnes	S West	Gr6-S West	Gr6	3.5	11.900	25	=	3.0	10.600	30	=	3.5	11.700	3	2.5	10.000	35	=	44.200	22		
94	Jessica	Mustow	Yorkshire	Gr6-Yorkshire	Gr6	3.5	11.900	25	=	3.5	10.800	26	=	3.0	10.050	34	3.5	11.200	12	=	43.950	23		
74	Katie	Liwoshko	E Midlands	Gr6-E Midlands	Gr6	3.5	11.800	35	=	3.0	10.750	28	=	3.5	11.100	11	=	3.0	10.250	30	=	43.900	24	
220	Chloe	Barden	East	Gr6-East	Gr6	3.5	11.900	25	=	3.0	10.250	35	=	3.5	10.550	22	3.5	11.150	16	=	43.850	25		
75	Phoebe	Towers	E Midlands	Gr6-E Midlands	Gr6	3.5	11.950	21	=	3.5	11.150	20	=	2.5	9.750	37	3.5	10.950	20	=	43.800	26		
86	Radha	Patel	Isle of Man		Gr6	3.5	11.350	40	=	3.5	12.000	11	=	3.0	9.400	38	3.5	10.950	20	=	43.700	27		
77	Alix	Still	Scotland		Gr6	3.5	12.050	13	=	3.5	11.350	18	=	3.5	10.100	33	3.5	10.000	35	=	43.500	28		
54	Tirion	Evans	Wales	Gr6-Wales	Gr6	3.5	12.300	4	=	3.5	10.800	26	=	3.5	10.200	31	3.5	10.000	35	=	43.300	29		
64	Megan	Neale	W Midlands	Gr6-W Midlands	Gr6	3.5	11.300	41	=	3.5	10.950	23	=	3.0	10.500	23	=	3.0	10.450	26	=	43.200	30	
73	Lilli	Beard	E Midlands	Gr6-E Midlands	Gr6	3.5	11.300	41	=	3.5	11.000	22	=	3.5	10.300	29	2.5	10.200	31	=	42.800	31		
56	Taiya	Jones	Wales	Gr6-Wales	Gr6	3.5	11.800	35	=	3.0	9.900	38	=	3.5	10.350	28	3.0	10.450	26	=	42.500	32	=	
78	Florence	Aylward	South	Gr6-South	Gr6	3.5	12.000	18	=	3.0	8.200	41	=	3.5	11.200	9	=	3.5	11.100	18	=	42.500	32	=
63	Finley	Smith	W Midlands	Gr6-W Midlands	Gr6	3.5	12.000	18	=	3.5	12.050	9	=	3.5	8.000	41	3.5	10.400	28	=	42.450	34		
71	Izabella	Daniel	London	Gr6-London	Gr6	3.5	12.050	13	=	3.0	10.100	37	=	3.5	9.950	35	3.0	10.100	33	=	42.200	35		
70	Lucy	Burrowes	London	Gr6-London	Gr6	3.5	11.650	38	=	3.0	10.300	33	=	3.0	10.150	32	3.0	10.050	34	=	42.150	36		
82	Shannon	Gibbons	N West	Gr6-N West	Gr6	3.5	11.900	25	=	3.0	10.300	33	=	3.5	9.850	36	3.5	10.000	35	=	42.050	37		
93	Rebecca	Borchard	Yorkshire	Gr6-Yorkshire	Gr6	3.5	12.200	8	=	3.0	8.150	42	=	3.0	10.450	25	=	3.5	11.200	12	=	42.000	38	
76	Emma	Armitage	E Midlands	Gr6-E Midlands	Gr6	3.5	11.600	39	=	3.0	10.250	35	=	3.5	10.250	30	2.5	9.600	41	=	41.700	39		
55	Seren	Lewis	Wales	Gr6-Wales	Gr6	3.5	12.050	13	=	3.0	10.500	32	=	3.0	8.450	39	3.0	9.400	42	=	40.400	40		
61	Sophie	Nicoll	W Midlands	Gr6-W Midlands	Gr6	3.5	11.850	32	=	2.5	8.850	40	=	3.0	8.250	40	3.5	10.950	20	=	39.900	41		
216	Isabel	Burton	London	Gr6-London	Gr6	3.5	11.900	25	=	3.5	9.600	39	=	1.0	5.850	42	3.0	9.850	40	=	37.200	42		

# 2012 National Grades 8765

## Womens Artistic

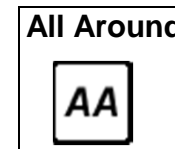
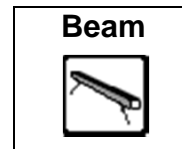
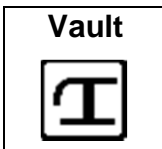


Gr7

No	Name	Club	Team	Comp	D	VT		D	UB		D	BB		D	FX		AA	
129	Meilitsa Bo	Abram Foster	S East	Gr7-S East	Gr7	3.5	12.500	4	=	3.5	13.000	1	=	3.5	12.400	2	50.300	1
119	Adrienne	Emmanuel	Wales	Gr7-Wales	Gr7	3.5	12.800	1	=	3.5	12.800	4	=	3.5	12.600	1	50.100	2
118	Holly	Jones	Wales	Gr7-Wales	Gr7	3.5	12.600	3	=	3.5	12.800	4	=	3.5	11.950	5	49.850	3
116	Nia	Eales	Wales	Gr7-Wales	Gr7	3.5	12.200	14	=	3.5	12.900	3	=	3.5	11.850	6	49.000	4
117	Olivia	Rabaiotti	Wales	Gr7-Wales	Gr7	3.5	11.800	31	=	3.5	12.550	9	=	3.5	12.250	3	48.750	5
134	Laura	Cooke	East	Gr7-East	Gr7	3.5	12.250	10	=	3.5	13.000	1	=	3.5	11.700	7	48.500	6
110	Lauryn	Oliver	South	Gr7-South	Gr7	3.5	11.900	27	=	3.5	12.500	12	=	3.5	11.700	7	47.950	7
109	Natasha	Nowers	South	Gr7-South	Gr7	3.5	12.100	20	=	3.5	12.450	14	=	3.5	12.100	4	47.900	8
131	Sophie	Gunn	S East	Gr7-S East	Gr7	3.5	11.950	24	=	3.5	12.600	8	=	3.5	11.700	7	47.600	9
133	Caitlin	Baker	East	Gr7-East	Gr7	3.5	12.150	16	=	3.5	12.800	4	=	3.5	11.350	12	47.550	10
132	Farrah	Daines	East	Gr7-East	Gr7	3.5	12.450	6	=	3.5	12.450	14	=	3.5	11.550	10	46.900	11
104	Kirsty	Armitage	N West	Gr7-N West	Gr7	3.5	12.800	1	=	3.5	11.750	36	=	3.5	10.300	38	46.700	12
125	Ella	Chapman	W Midlands	Gr7-W Midlands	Gr7	3.5	11.950	24	=	3.5	12.300	17	=	3.5	11.300	14	46.550	13
128	Lara	Stembridge	S East	Gr7-S East	Gr7	3.5	12.250	10	=	3.5	12.550	9	=	3.5	10.750	28	46.350	14
107	Carrie	Brown	E Midlands	Gr7-E Midlands	Gr7	3.5	11.400	43	=	3.5	12.300	17	=	3.5	11.100	20	46.300	15
120	Madeline	Hartnoll	S West	Gr7-S West	Gr7	3.5	12.250	10	=	3.5	12.550	9	=	3.0	10.350	37	46.250	16
121	Robyn	Lacey	S West	Gr7-S West	Gr7	3.5	11.700	36	=	3.5	12.500	12	=	3.5	10.900	21	46.250	16
144	Megan	Bramley	Yorkshire	Gr7-Yorkshire	Gr7	3.5	12.500	4	=	3.5	11.700	37	=	3.5	11.150	16	46.050	18
143	Abbie	Sparrowhawk	London	Gr7-London	Gr7	3.5	12.100	20	=	3.5	11.850	34	=	3.5	11.250	15	46.000	19
137	Gaynor	McGiffen	Scotland	Gr7-Scotland	Gr7	3.5	11.500	40	=	3.5	12.400	16	=	3.5	11.150	16	45.950	20
113	Elizabeth	Jones	North	Gr7-North	Gr7	3.5	11.900	27	=	3.5	12.050	25	=	3.5	10.700	29	45.750	21
147	Alice	McCorry	Yorkshire	Gr7-Yorkshire	Gr7	3.5	12.400	8	=	3.5	12.300	17	=	3.5	10.650	30	45.750	21
140	Taylor	Ball	London	Gr7-London	Gr7	3.5	12.350	9	=	3.5	11.600	43	=	3.5	10.800	26	45.700	23
127	Alice	Beech	W Midlands	Gr7-W Midlands	Gr7	3.5	12.150	16	=	3.5	12.250	21	=	3.5	10.250	39	45.600	24
138	Alex	Wight	Scotland	Gr7-Scotland	Gr7	3.5	11.450	41	=	3.5	12.150	22	=	3.5	11.500	11	45.550	25
111	Kennedy	Tait-Toussaint	South	Gr7-South	Gr7	3.5	12.050	22	=	3.5	12.000	28	=	3.5	10.050	43	45.550	25
101	Faye	Baxendale	N West	Gr7-N West	Gr7	3.5	11.900	27	=	3.5	12.000	28	=	3.5	10.850	25	45.350	27
102	Fiona	Payton	N West	Gr7-N West	Gr7	3.5	12.450	6	=	3.5	12.050	25	=	3.5	9.850	45	45.300	28
115	Abigail	Miles	North	Gr7-North	Gr7	3.5	11.550	38	=	3.5	12.000	28	=	3.0	10.600	32	45.200	29
124	Imogen	Evens	W Midlands	Gr7-W Midlands	Gr7	3.5	11.850	30	=	3.5	12.050	25	=	3.5	10.800	26	45.100	30
227	Pippa	Early	S East	Gr7-S East	Gr7	3.5	12.250	10	=	3.5	12.000	28	=	3.5	10.150	41	44.900	31
135	Laura	Glover	East	Gr7-East	Gr7	3.5	12.200	14	=	3.5	12.300	17	=	3.5	10.450	34	44.550	32
112	Freya	Nelis	South	Gr7-South	Gr7	3.5	12.150	16	=	3.5	12.800	4	=	2.5	7.850	48	44.550	32
184	Chloe	Donnelly	Isle of Man		Gr7	3.5	11.950	24	=	3.0	10.500	44	=	2.5	10.250	39	44.400	34
136	Chloe	Jamieson	Scotland	Gr7-Scotland	Gr7	3.5	11.800	31	=	3.5	11.700	37	=	3.5	11.150	16	44.400	34
106	Abigail	Small	E Midlands	Gr7-E Midlands	Gr7	3.5	11.650	37	=	3.5	11.650	41	=	3.5	10.450	34	44.250	36
142	Rachel	Sullivan	London	Gr7-London	Gr7	3.5	11.450	41	=	3.5	11.650	41	=	3.5	10.900	21	43.950	37

# 2012 National Grades 8765

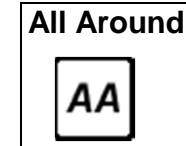
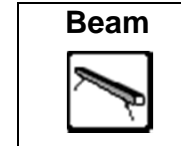

## Womens Artistic



105	Yoana	Yankova	E Midlands	Gr7-E Midlands	Gr7	3.5	11.800	31	=	3.5	12.000	28	=	3.0	9.550	46		3.5	10.600	30	=	43.950	37	=	
146	Eleanor	Sumner	Yorkshire	Gr7-Yorkshire	Gr7	3.5	11.300	44	=	3.5	11.850	34	=	3.5	10.600	32	=	3.5	10.050	41		43.800	39	=	
122	Alisha	Georgiou	S West	Gr7-S West	Gr7	3.5	11.550	38	=	3.5	11.900	33		3.0	9.300	47		3.5	11.050	19	=	43.800	39	=	
123	Saoirse	Maccana	S West	Gr7-S West	Gr7	3.5	11.300	44	=	3.5	12.150	22	=	3.0	10.100	42		3.0	10.100	40		43.650	41		
145	Jessica	London	Yorkshire	Gr7-Yorkshire	Gr7	3.5	12.150	16	=	3.5	11.700	37	=	3.0	10.400	36		3.0	9.050	47		43.300	42		
103	Lydia	Smith	N West	Gr7-N West	Gr7	3.5	11.800	31	=	3.5	11.700	37	=	3.5	9.950	44		3.5	9.800	43		43.250	43		
108	Brooke	Jennings	E Midlands	Gr7-E Midlands	Gr7	3.5	11.050	48		3.5	12.150	22	=	3.5	10.650	30	=	3.0	9.300	46		43.150	44		
185	Tara	Ferguson	Isle of Man		Gr7	3.5	11.200	46	=	3.0	10.100	46		3.5	11.150	16	=	3.5	10.450	34	=	42.900	45		
141	Noemi	Seminara	London	Gr7-London	Gr7	3.5	12.050	22	=	2.0	7.650	47		3.5	11.350	12	=	3.0	10.400	37	=	41.450	46		
226	Ashleigh	Moore	W Midlands	Gr7-W Midlands	Gr7	3.5	11.200	46	=	3.5	10.500	44	=	3.5	10.900	21	=	3.0	8.700	48		41.300	47		
139	Lucy	Hutton	Scotland	Gr7-Scotland	Gr7	3.5	11.800	31	=	2.5	5.850	48		3.5	10.900	21	=	3.5	10.700	28	=	39.250	48		

# 2012 National Grades 8765

## Womens Artistic



Gr5

No	Name	Club	Team	Comp	D	VT		D	UB		D	BB		D	FX		AA		
163	Amy	McPhail	N West	Gr5-N West	Gr5	3.5	12.000	2	3.5	11.850	2	3.0	9.750	12	3.5	11.700	1	45.300	1
154	Emily	Dale-Beeton	Isle of Man	Gr5-Isle of Man	Gr5	3.5	11.600	7	3.5	10.550	17	3.5	10.600	1	3.5	11.550	2	44.300	2
169	Meisha	Guest	W Midlands	Gr5-W Midlands	Gr5	3.5	11.700	4	3.5	11.300	7	3.0	10.200	5	3.5	11.000	5	44.200	3
161	Katie-Ann	Barton	N West	Gr5-N West	Gr5	3.5	11.200	20 =	3.5	12.400	1	3.5	9.250	16	3.5	10.900	7	43.750	4
179	Bonita	Shurmer	South	Gr5-South	Gr5	3.5	11.450	12 =	3.5	11.800	3 =	3.5	9.850	10 =	3.0	10.150	19 =	43.250	5
164	Caitlin	Holmes	N West	Gr5-N West	Gr5	3.5	11.100	25	3.5	11.800	3 =	3.5	9.400	13 =	3.5	10.800	8 =	43.100	6
149	Elizabeth	Franklin	S West	Gr5-S West	Gr5	3.5	11.300	16 =	3.5	11.650	5	3.5	8.200	21	3.5	11.300	3	42.450	7
156	Nicole	Burns	Isle of Man	Gr5-Isle of Man	Gr5	3.5	11.350	15	3.5	10.200	21	3.0	10.050	6 =	3.0	10.200	18	41.800	8
173	Artemis	Saddington	London		Gr5	3.5	11.650	5 =	3.5	10.650	16	3.0	8.100	23 =	3.0	11.250	4	41.650	9
180	Jessica	Horton	South	Gr5-South	Gr5	3.5	11.450	12 =	3.5	10.900	12	3.5	10.050	6 =	2.5	9.200	29	41.600	10
162	Megan	Sotheron	N West	Gr5-N West	Gr5	3.5	11.200	20 =	3.0	9.700	24	3.5	9.850	10 =	3.5	10.800	8 =	41.550	11
175	Mia	Sexton	Wales	Gr5-Wales	Gr5	3.5	11.550	8 =	3.5	10.800	15	3.0	9.050	18	3.0	10.000	21	41.400	12
182	Catrin	Tunncliffe	South	Gr5-South	Gr5	3.5	11.550	8 =	3.5	11.200	8 =	3.5	8.050	26	3.5	10.350	16	41.150	13
178	Rachael	Page	S East		Gr5	3.5	11.200	20 =	3.5	10.850	13 =	2.5	8.550	19	3.0	10.250	17	40.850	14
159	Dina	Simons	E Midlands	Gr5-E Midlands	Gr5	3.5	12.450	1	3.5	10.350	18	2.5	8.100	23 =	3.0	9.750	23	40.650	15
171	Lucia	Zollino	W Midlands	Gr5-W Midlands	Gr5	3.5	11.200	20 =	3.0	8.950	27	3.5	9.900	8 =	3.0	10.500	14	40.550	16
174	Caitlin	Morgan	Wales	Gr5-Wales	Gr5	3.5	11.750	3	2.5	9.100	26	3.0	9.900	8 =	3.0	9.600	24 =	40.350	17 =
176	Sophie	May	Wales	Gr5-Wales	Gr5	3.5	11.400	14	2.5	8.900	28	3.0	9.400	13 =	3.5	10.650	12 =	40.350	17 =
155	Ciara	Goddard	Isle of Man	Gr5-Isle of Man	Gr5	3.5	11.300	16 =	3.0	8.150	30	3.5	10.550	2	3.0	10.150	19 =	40.150	19
150	Lydia	Hayden	S West	Gr5-S West	Gr5	3.5	11.550	8 =	3.5	11.600	6	2.5	6.200	31	3.0	10.650	12 =	40.000	20
177	Megan	Gibbons	Wales	Gr5-Wales	Gr5	3.5	11.300	16 =	3.5	10.850	13 =	3.5	10.350	3	0.5	7.200	34	39.700	21 =
153	Charlotte	Goodman	Yorkshire		Gr5	3.5	10.600	31 =	3.5	11.200	8 =	3.0	7.500	28	3.0	10.400	15	39.700	21 =
183	Kerry	Smith	Scotland		Gr5	3.5	10.750	30	3.5	10.300	19	3.0	9.100	17	2.5	9.350	27 =	39.500	23
181	Rebecca	Parramore	South	Gr5-South	Gr5	3.5	11.000	26 =	3.5	11.150	10	2.5	6.150	32	3.0	10.950	6	39.250	24
151	Rachel	Stephenson	S West	Gr5-S West	Gr5	3.5	11.500	11	0.5	7.100	31	3.0	9.300	15	3.0	10.700	10 =	38.600	25
158	Claire	Ward	E Midlands	Gr5-E Midlands	Gr5	3.5	10.600	31 =	3.5	10.150	22 =	2.5	8.350	20	3.0	9.350	27 =	38.450	26
172	Charlotte	Allchome	London		Gr5	3.5	11.250	19	3.5	10.250	20	3.0	7.250	29	3.0	9.600	24 =	38.350	27
170	Imogen	Smith	W Midlands	Gr5-W Midlands	Gr5	3.5	10.550	33	3.0	10.150	22 =	3.0	7.900	27	3.0	9.400	26	38.000	28
167	Lucy	Moxham	East	Gr5-East	Gr5	3.5	11.650	5 =	3.0	11.050	11	2.0	5.950	33	1.5	7.900	33	36.550	29
160	Hannah	O'Grady	E Midlands	Gr5-E Midlands	Gr5	3.5	11.000	26 =	3.5	9.150	25	2.5	8.100	23 =	2.0	8.150	32	36.400	30
148	Billie	Corbett	S West	Gr5-S West	Gr5	3.5	10.850	29	2.5	8.450	29	3.0	7.000	30	3.0	9.950	22	36.250	31
157	Holly	Black	Isle of Man	Gr5-Isle of Man	Gr5	3.5	9.400	34	1.0	5.150	32	3.0	10.250	4	3.5	10.700	10 =	35.500	32
168	Florence	Govier	W Midlands	Gr5-W Midlands	Gr5	3.5	11.000	26 =	2.0	4.550	34	3.0	8.150	22	3.0	8.850	31	32.550	33
152	Lydia	Handley	Yorkshire		Gr5	3.5	11.200	20 =	0.5	5.100	33	0.5	3.600	34	2.5	8.900	30	28.800	34

# Results

Gr8

Team	Vault	Bars	Beam	Floor	Total	Posn
Gr8-S West	37.300	37.650	35.700	34.400	145.050	1
Gr8-East	36.800	37.150	35.650	34.800	144.400	2
Gr8-South	36.350	36.750	34.300	34.900	142.300	3
Gr8-S East	37.150	36.050	34.500	33.100	140.800	4
Gr8-London	36.200	36.100	33.450	32.800	138.550	5
Gr8-Wales	35.800	36.000	32.050	33.200	137.050	6
Gr8-E Midlands	35.450	35.350	33.950	32.200	136.950	7
Gr8-North	36.400	35.100	33.250	31.700	136.450	8
Gr8-Yorkshire	35.850	35.250	33.800	31.300	136.200	9 =
Gr8-N West	36.700	35.550	32.200	31.750	136.200	9 =
Gr8-Scotland	35.900	35.550	32.600	30.750	134.800	11
Gr8-W Midlands	35.600	35.150	31.600	28.850	131.200	12
Gr8-Isle of Man	34.500	34.550	30.500	29.450	129.000	13

# Results

Gr6

Team	Vault	Bars	Beam	Floor	Total	Posn
Gr6-South	36.550	36.650	33.700	34.900	141.800	1
Gr6-S West	36.700	34.300	34.750	35.200	140.950	2
Gr6-N West	36.250	35.000	33.150	35.150	139.550	3
Gr6-S East	35.950	35.600	33.600	33.850	139.000	4
Gr6-East	35.900	34.150	33.800	33.700	137.550	5
Gr6-Yorkshire	36.500	34.500	32.900	33.200	137.100	6
Gr6-Wales	36.650	33.650	31.050	31.250	132.600	7
Gr6-W Midlands	35.950	34.300	29.350	32.600	132.200	8
Gr6-E Midlands	35.350	32.900	31.650	31.400	131.300	9
Gr6-London	36.150	31.300	30.700	31.150	129.300	10



# Results

Gr7

Team	Vault	Bars	Beam	Floor	Total	Posn
Gr7-Wales	37.600	38.500	36.800	36.700	149.600	1
Gr7-S East	37.000	38.150	34.850	34.550	144.550	2
Gr7-East	36.900	38.250	34.600	33.250	143.000	3
Gr7-South	36.300	37.750	33.850	35.050	142.950	4
Gr7-W Midlands	35.950	36.600	33.000	32.350	137.900	5
Gr7-N West	37.150	35.800	31.100	33.400	137.450	6
Gr7-S West	35.500	37.200	31.350	33.300	137.350	7
Gr7-London	36.500	35.100	33.500	32.150	137.250	8
Gr7-Scotland	35.100	36.250	33.800	32.050	137.200	9
Gr7-Yorkshire	37.050	35.850	32.400	31.150	136.450	10
Gr7-E Midlands	34.850	36.450	32.200	32.600	136.100	11

# Results

Gr5

Team	Vault	Bars	Beam	Floor	Total	Posn
Gr5-N West	34.400	36.050	29.000	33.400	132.850	1
Gr5-South	34.450	34.150	27.950	31.450	128.000	2
Gr5-Isle of Man	34.250	28.900	31.400	32.450	127.000	3
Gr5-Wales	34.700	30.750	29.650	30.250	125.350	4
Gr5-W Midlands	33.900	30.400	28.250	30.900	123.450	5
Gr5-S West	34.350	31.700	24.500	32.650	123.200	6
Gr5-E Midlands	34.050	29.650	24.550	27.250	115.500	7