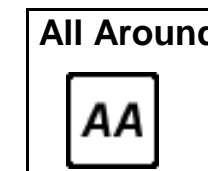

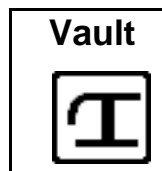


2014 Grades 8765

Women's Artistic


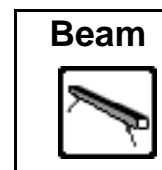
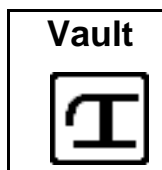


Gr8

No	Name	Club	Team	Comp	Av VT	D	VT		D	UB		D	BB		D	FX		AA		
40	Gracie	Regan	East	Gr8-East	Gr8	12.550	3.5	12.600	10 =	3.5	12.550	3	3.5	12.350	1	3.5	12.150	2	49.650	1
24	Kristelle	De Leon	West Midlands	Gr8-West Midlands	Gr8	11.825	3.5	12.150	42 =	3.5	12.600	2	3.5	12.300	2	3.5	12.250	1	49.300	2
39	Crystal	Watts	East	Gr8-East	Gr8	12.750	3.5	12.800	2	3.5	12.400	4	3.5	11.950	4	3.5	11.700	9 =	48.850	3
20	Sian	Foster	North West	Gr8-North West	Gr8	12.850	3.5	12.850	1	3.5	12.100	19 =	3.5	11.800	6 =	3.5	12.000	4 =	48.750	4
5	Imogen	King	South West	Gr8-South West	Gr8	12.675	3.5	12.700	5 =	3.5	12.100	19 =	3.5	11.700	11 =	3.5	12.000	4 =	48.500	5 =
48	Clara	Rimini	London	Gr8-London	Gr8	12.100	3.5	12.100	43 =	3.5	12.300	5 =	3.5	12.050	3	3.5	12.050	3	48.500	5 =
45	Meiyi	Weisbord	London	Gr8-London	Gr8	12.350	3.5	12.350	26 =	3.5	12.200	13 =	3.5	11.900	5	3.5	11.850	6 =	48.300	7
47	Harriet	Yap	London	Gr8-London	Gr8	12.550	3.5	12.550	13 =	3.5	12.300	5 =	3.5	11.650	13 =	3.5	11.750	8	48.250	8
37	Imogen	Mayhew	East	Gr8-East	Gr8	12.525	3.5	12.550	13 =	3.5	12.300	5 =	3.5	11.700	11 =	3.5	11.550	12 =	48.100	9
38	Carissa	Welford	East	Gr8-East	Gr8	12.675	3.5	12.700	5 =	3.5	12.200	13 =	3.5	11.250	21 =	3.5	11.850	6 =	48.000	10
33	Sophie	Wickham	Wales	Gr8-Wales	Gr8	12.700	3.5	12.750	3	3.5	12.100	19 =	3.5	11.750	8 =	3.5	11.250	21	47.850	11
8	Phoebe	Jakubczyk	South West	Gr8-South West	Gr8	12.675	3.5	12.750	3	3.5	12.300	5 =	3.5	11.050	31	3.5	11.700	9 =	47.800	12
49	Louise	Akers	Yorkshire	Gr8-Yorkshire	Gr8	12.600	3.5	12.650	8 =	3.5	11.950	28 =	3.5	11.600	15 =	3.5	11.400	16 =	47.600	13 =
35	Lowri	Tanner	Wales	Gr8-Wales	Gr8	12.400	3.5	12.500	15 =	3.5	12.650	1	3.5	11.150	25 =	3.5	11.300	20	47.600	13 =
32	Honesty	South	South East	Gr8-South East	Gr8	12.350	3.5	12.350	26 =	3.5	12.200	13 =	3.5	11.450	19 =	3.5	11.400	16 =	47.400	15 =
46	Lily	Sumner	London	Gr8-London	Gr8	12.325	3.5	12.350	26 =	3.5	12.200	13 =	3.5	11.150	25 =	3.5	11.700	9 =	47.400	15 =
7	Eden	Bryant	South West	Gr8-South West	Gr8	12.225	3.5	12.300	34 =	3.5	12.100	19 =	3.5	11.750	8 =	3.5	11.200	22 =	47.350	17
9	Charlotte	Mitchley-Hughes	South	Gr8-South	Gr8	12.175	3.5	12.300	34 =	3.5	12.000	26 =	3.0	11.250	21 =	3.5	11.550	12 =	47.100	18
19	Lola	Inglethorpe	North West	Gr8-North West	Gr8	12.425	3.5	12.500	15 =	3.5	11.850	33 =	3.5	11.200	23 =	3.5	11.400	16 =	46.950	19
11	Summa	Hammond	South	Gr8-South	Gr8	12.300	3.5	12.350	26 =	3.5	11.950	28 =	3.5	11.150	25 =	3.5	11.200	22 =	46.650	20
51	Erin	Vallance	Yorkshire	Gr8-Yorkshire	Gr8	12.350	3.5	12.400	22 =	3.5	12.150	17 =	3.5	11.150	25 =	3.5	10.900	30 =	46.600	21 =
23	Caitlin	Woods	West Midlands	Gr8-West Midlands	Gr8	12.475	3.5	12.500	15 =	3.5	12.050	24 =	3.5	11.750	8 =	3.5	10.300	39 =	46.600	21 =
41	Ellie	Patrick	Scotland	Gr8-Scotland	Gr8	12.475	3.5	12.500	15 =	3.5	11.400	48	3.5	11.500	17 =	3.5	11.200	22 =	46.600	21 =
36	Alice	McCabe	Wales	Gr8-Wales	Gr8	12.525	3.5	12.600	10 =	3.5	12.250	10 =	3.0	10.700	40 =	3.5	11.000	27	46.550	24 =
12	Nyah	Reddyhough	South	Gr8-South	Gr8	12.325	3.5	12.350	26 =	3.5	12.300	5 =	3.5	10.450	43 =	3.5	11.450	15	46.550	24 =
1	Paige	Arthurs	East Midlands	Gr8-East Midlands	Gr8	12.075	3.5	12.100	43 =	3.5	11.700	41	3.0	11.200	23 =	3.5	11.400	16 =	46.400	26 =
18	Rachel	Heron	North West	Gr8-North West	Gr8	12.275	3.5	12.300	34 =	3.5	11.750	37 =	3.5	10.850	37	3.5	11.500	14	46.400	26 =
10	Hannah	Judden	South	Gr8-South	Gr8	12.625	3.5	12.700	5 =	3.5	11.550	45 =	3.5	11.800	6 =	3.0	10.300	39 =	46.350	28
22	Aaliyah	Forgione	West Midlands	Gr8-West Midlands	Gr8	12.200	3.5	12.300	34 =	3.5	12.250	10 =	3.5	11.500	17 =	3.5	10.200	42 =	46.250	29 =
26	Abigail	Mellor	Isle of Man	Gr8-Isle of Man	Gr8	11.975	3.5	12.000	46 =	3.5	11.750	37 =	3.5	11.650	13 =	3.5	10.850	33 =	46.250	29 =
30	Surya	Bhamidimarri	South East	Gr8-South East	Gr8	12.475	3.5	12.600	10 =	3.5	11.900	31 =	3.5	10.750	39	3.5	10.950	28 =	46.200	31 =
31	Francesca	Clark	South East	Gr8-South East	Gr8	12.300	3.5	12.300	34 =	3.5	11.950	28 =	3.5	11.000	32 =	3.5	10.950	28 =	46.200	31 =

2014 Grades 8765

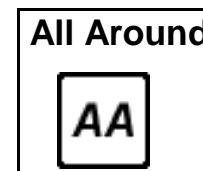

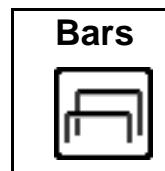
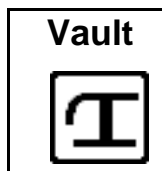
Women's Artistic



34	Elle	Robinson	Wales	Gr8-Wales	Gr8	12.350	3.5	12.400	22 =	3.5	12.150	17 =	3.5	10.550	42 =	3.5	10.800	36 =		45.900	33		
25	Lucy	Callow	Isle of Man	Gr8-Isle of Man	Gr8	12.375	3.5	12.450	19 =	3.5	11.550	45 =	3.5	11.000	32 =	3.5	10.800	36 =		45.800	34		
17	Isabella	Wogan	North West	Gr8-North West	Gr8	12.275	3.5	12.350	26 =	3.5	11.750	37 =	3.5	10.700	40 =	3.5	10.850	33 =		45.650	35		
29	Harriet	Blair	South East	Gr8-South East	Gr8	12.050	3.5	12.100	43 =	3.5	12.100	19 =	3.5	10.450	43 =	3.0	10.850	33 =		45.500	36		
52	Lee	Emma Beecher	Yorkshire	Gr8-Yorkshire	Gr8	12.450	3.5	12.450	19 =	3.5	11.800	35 =	3.0	10.050	48 =	3.5	11.050	26 =		45.350	37		
21	India	Mcintosh	West Midlands	Gr8-West Midlands	Gr8	12.275	3.5	12.350	26 =	3.5	12.250	10 =	3.0	10.900	36 =	3.0	9.800	47 =		45.300	38		
4	Madison	Jurkowski	East Midlands	Gr8-East Midlands	Gr8	12.350	3.5	12.400	22 =	3.5	12.050	24 =	3.0	11.100	29 =	3.0	9.700	48 =		45.250	39 =		
6	Alice	Wintle	South West	Gr8-South West	Gr8	12.500	3.5	12.650	8 =	3.5	11.900	31 =	3.0	10.450	43 =	3.0	10.250	41 =		45.250	39 =		
2	Mae	Wilkinson	East Midlands	Gr8-East Midlands	Gr8	12.150	3.5	12.200	41 =	3.5	12.000	26 =	3.0	9.950	49 =	3.5	10.900	30 =		45.050	41		
15	Macey	Sill	North	Gr8-North	Gr8	11.850	3.5	12.000	46 =	3.5	11.800	35 =	3.5	11.100	29 =	3.0	10.100	45 =		45.000	42		
43	Chloe	Ashmead	Scotland	Gr8-Scotland	Gr8	12.300	3.5	12.350	26 =	3.5	11.550	45 =	3.0	10.250	47 =	3.0	10.650	38 =		44.800	43		
16	Emily	Sangar	North	Gr8-North	Gr8	12.425	3.5	12.450	19 =	3.5	11.850	33 =	3.5	10.950	34 =	3.0	9.450	49 =		44.700	44		
28	Keely	Shimmin	Isle of Man	Gr8-Isle of Man	Gr8	11.850	3.5	11.900	49 =	3.5	11.750	37 =	3.5	11.600	15 =	3.0	9.350	51 =		44.600	45		
42	Mia	Paterson	Scotland	Gr8-Scotland	Gr8	11.925	3.5	11.950	48 =	3.5	11.600	44 =	3.5	10.800	38 =	3.0	10.100	45 =		44.450	46		
44	Emily	Morrison	Scotland	Gr8-Scotland	Gr8	12.225	3.5	12.300	34 =	3.5	11.650	42 =	3.5	10.950	34 =	2.5	9.250	52 =		44.150	47		
27	Rhonda	Whittaker	Isle of Man	Gr8-Isle of Man	Gr8	12.250	3.5	12.300	34 =	3.0	9.000	52 =	3.5	11.450	19 =	3.5	10.900	30 =		43.650	48		
50	Aimee	Bedford	Yorkshire	Gr8-Yorkshire	Gr8	11.850	3.5	11.900	49 =	3.5	11.650	42 =	3.5	8.950	52 =	3.5	11.100	25 =		43.600	49		
13	Milly	Henry	North	Gr8-North	Gr8	12.325	3.5	12.400	22 =	3.5	10.950	50 =	3.5	9.900	51 =	3.5	10.200	42 =		43.450	50		
14	Isabelle	Dye	North	Gr8-North	Gr8	11.900	3.5	11.900	49 =	3.5	10.800	51 =	3.0	10.300	46 =	3.0	10.150	44 =		43.150	51		
3	Melodie	Larvor	East Midlands	Gr8-East Midlands	Gr8	11.850	3.5	11.850	52 =	3.5	11.300	49 =	2.5	9.950	49 =	3.5	9.400	50 =		42.500	52		

2014 Grades 8765

Women's Artistic

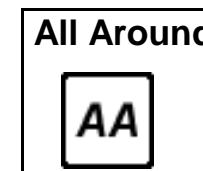

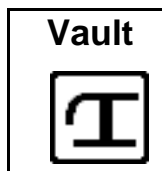


Gr6

No	Name		Club	Team	Comp	Av VT	D	VT		D	UB		D	BB		D	FX		AA		
84	Ellen	Donaldson	South	Gr6-South	Gr6	12.300	3.5	12.350	19 =	3.5	12.200	2 =	3.5	12.050	2 =	3.5	11.850	8 =	48.450	1	
74	Mia	Galloway	North West	Gr6-North West	Gr6	12.500	3.5	12.550	7 =	3.5	12.000	5 =	3.5	11.900	3 =	3.5	11.850	8 =	48.300	2	
61	Amelia	Evans	East	Gr6-East	Gr6	12.600	3.5	12.650	1 =	3.5	11.750	12 =	3.5	11.900	3 =	3.5	11.900	5 =	48.200	3	
67	Zoe	Harris	London	Gr6-London	Gr6	12.525	3.5	12.600	4 =	3.5	11.950	7 =	3.5	11.600	6 =	3.5	11.850	8 =	48.000	4 =	
76	Sophie	Newbery	North West	Gr6-North West	Gr6	12.550	3.5	12.600	4 =	3.5	12.150	4 =	3.5	11.350	14 =	3.5	11.900	5 =	48.000	4 =	
68	Emily	Moore	London	Gr6-London	Gr6	12.475	3.5	12.500	10 =	3.5	11.750	12 =	3.5	11.650	5 =	3.5	12.000	2 =	47.900	6 =	
95	Sophie	Simpkins	South West	Gr6-South West	Gr6	12.250	3.5	12.350	19 =	3.5	12.200	2 =	3.5	11.550	9 =	3.5	11.550	21 =	47.650	7 =	
69	Tomique	Gibson	London	Gr6-London	Gr6	12.525	3.5	12.550	7 =	3.5	12.550	1 =	3.5	10.250	33 =	3.5	12.250	1 =	47.600	8 =	
94	Emma	Adams	South West	Gr6-South West	Gr6	12.175	3.5	12.200	29 =	3.5	12.000	5 =	3.5	11.500	12 =	3.0	11.700	17 =	47.400	9 =	
73	Harriet	Price	West Midlands	Gr6-West Midlands	Gr6	12.500	3.5	12.550	7 =	3.5	11.900	9 =	3.5	10.950	19 =	3.5	11.750	14 =	47.150	10 =	
59	Eleanor	Hayward	East	Gr6-East	Gr6	12.475	3.5	12.500	10 =	3.5	11.550	17 =	3.5	11.100	17 =	3.5	12.000	2 =	47.150	10 =	
97	Jessica	Daykin	South West	Gr6-South West	Gr6	12.625	3.5	12.650	1 =	3.5	11.850	10 =	3.0	10.850	24 =	3.5	11.750	14 =	47.100	12 =	
86	Josie	Griffiths	South East	Gr6-South East	Gr6	12.300	3.5	12.450	13 =	3.5	11.400	23 =	3.5	11.300	15 =	3.5	11.850	8 =	47.000	13 =	
60	Maria	Whiting	East	Gr6-East	Gr6	12.250	3.5	12.250	26 =	3.5	11.550	17 =	3.5	11.200	16 =	3.5	11.900	5 =	46.900	14 =	
58	Kylah	Tranfield	East	Gr6-East	Gr6	11.975	3.5	12.050	41 =	3.5	11.950	7 =	3.5	11.550	9 =	3.5	11.250	31 =	46.800	15 =	
82	Mia	Augustus	South	Gr6-South	Gr6	11.950	3.5	12.150	34 =	3.5	11.250	29 =	3.5	11.600	6 =	3.5	11.800	13 =	46.800	15 =	
89	Aeryn	Perkins	South East	Gr6-South East	Gr6	12.275	3.5	12.300	22 =	3.5	11.300	27 =	3.5	10.800	25 =	3.5	11.750	14 =	46.150	17 =	
93	Shauna	Purnell	Wales	Gr6-Wales	Gr6	12.125	3.5	12.150	34 =	3.5	11.500	19 =	3.5	11.000	18 =	3.5	11.500	23 =	46.150	17 =	
218	Teri	Williams	North West	Gr6-North West	Gr6	12.375	3.5	12.450	13 =	3.5	11.350	25 =	3.5	10.900	23 =	3.5	11.350	27 =	46.050	19 =	
75	Lauren	Jones	North West	Gr6-North West	Gr6	11.475	3.5	11.600	46 =	3.0	10.150	40 =	3.5	12.100	1 =	3.5	12.000	2 =	45.850	20 =	
65	Daisy	Willcocks	Scotland	Gr6-Scotland	Gr6	6.050	3.5	12.100	39 =	3.5	11.450	21 =	3.5	11.600	6 =	3.0	10.700	35 =	45.850	20 =	
83	Jessica	Castles	South	Gr6-South	Gr6	11.975	3.5	12.100	39 =	3.5	11.350	25 =	3.5	10.950	19 =	3.5	11.450	24 =	45.850	20 =	
90	Carrlisa	Alleyne	Wales	Gr6-Wales	Gr6	12.525	3.5	12.600	4 =	3.5	11.700	14 =	3.5	10.100	35 =	3.0	11.100	32 =	45.500	23 =	
66	Lola	Eftekhari	London	Gr6-London	Gr6	12.575	3.5	12.650	1 =	3.5	11.650	15 =	2.5	9.650	39 =	3.5	11.450	24 =	45.400	24 =	
81	Hope	France	East Midlands	Gr6-East Midlands	Gr6	12.275	3.5	12.300	22 =	3.5	11.000	33 =	3.5	10.950	19 =	3.0	11.050	34 =	45.300	25 =	
57	Hannah	Cowell-Jones	Yorkshire	Gr6-Yorkshire	Gr6	12.225	3.5	12.300	22 =	3.5	11.300	27 =	3.5	11.550	9 =	2.5	10.100	41 =	45.250	26 =	
70	Niamh	Durham	West Midlands	Gr6-West Midlands	Gr6	12.400	3.5	12.400	16 =	3.5	11.200	31 =	3.5	10.550	30 =	3.0	11.100	32 =	45.250	26 =	
62	Neve	Donnelly	Scotland	Gr6-Scotland	Gr6	12.225	3.5	12.300	22 =	3.5	11.600	16 =	3.5	10.550	30 =	3.0	10.700	35 =	45.150	28 =	
223	Jessica	Szulc	South West	Gr6-South West	Gr6	12.300	3.5	12.350	19 =	3.0	10.500	39 =	3.5	10.800	25 =	3.5	11.350	27 =	45.000	29 =	
92	Olivia	Morgan	Wales	Gr6-Wales	Gr6	12.075	3.5	12.150	34 =	3.5	11.500	19 =	3.0	10.700	28 =	3.0	10.600	37 =	44.950	30 =	
99	Hannah	Peggs	North	Gr6-North	Gr6	12.150	3.5	12.250	26 =	3.5	11.400	23 =	3.0	9.950	36 =	3.0	11.350	27 =	44.950	30 =	
64	Gaynor	McGiffen	Scotland	Gr6-Scotland	Gr6	12.075	3.5	12.150	34 =	3.0	10.850	34 =	3.5	10.150	34 =	3.5	11.600	18 =	44.750	32 =	

2014 Grades 8765

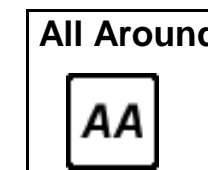

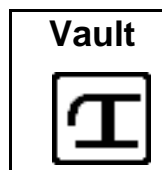
Women's Artistic



63	Megan	Wright	Scotland	Gr6-Scotland	Gr6	12.175	3.5	12.200	29 =	3.5	10.800	36	2.5	9.950	36 =	3.5	11.600	18 =		44.550	33		
72	India-Rose	Cox	West Midlands	Gr6-West Midlands	Gr6	12.450	3.5	12.450	13 =	3.5	11.050	32	3.0	9.600	40	3.0	11.300	30		44.400	34		
80	Ella	Morel	East Midlands	Gr6-East Midlands	Gr6	12.150	3.5	12.200	29 =	3.5	10.850	34 =	3.5	10.700	28 =	3.0	10.550	38		44.300	35		
88	Caitlin	Firth	South East	Gr6-South East	Gr6	12.125	3.5	12.150	34 =	3.5	11.450	21 =	3.5	10.750	27	3.0	9.800	43		44.150	36		
79	Sophie	Winfield	East Midlands	Gr6-East Midlands	Gr6	12.200	3.5	12.200	29 =	3.0	10.550	38	3.5	10.950	19 =	3.0	9.400	44		43.100	37		
87	Eve	Hudson	South East	Gr6-South East	Gr6	12.175	3.5	12.200	29 =	3.5	11.800	11	3.5	7.150	46	3.5	11.550	21 =		42.700	38		
85	Niamh	Taylor	South	Gr6-South	Gr6	11.825	3.5	11.850	45	3.5	11.250	29 =	3.0	9.550	41 =	2.5	9.900	42		42.550	39 =		
56	Phoebe	Dickinson	Yorkshire	Gr6-Yorkshire	Gr6	12.425	3.5	12.500	10 =	3.5	9.250	43	3.5	10.300	32	3.0	10.500	39		42.550	39 =		
71	Louise	Conlon	West Midlands	Gr6-West Midlands	Gr6	12.200	3.5	12.250	26 =	3.5	10.750	37	3.0	9.550	41 =	2.0	9.000	45		41.550	41		
98	Jordan	McKinnon	North	Gr6-North	Gr6	12.000	3.5	12.000	43 =	3.0	9.550	42	2.5	8.300	44 =	3.5	11.600	18 =		41.450	42		
91	Ffion	Thomas	Wales	Gr6-Wales	Gr6	12.375	3.5	12.400	16 =	2.5	5.300	45	3.5	11.450	13	3.5	11.850	8 =		41.000	43		
100	Sinead	Hands	Isle of Man	Gr6-Isle of Man	Gr6	12.050	3.5	12.050	41 =	3.5	10.000	41	2.0	8.550	43	3.0	10.300	40		40.900	44		
78	Shenea	Fawzi-Perrin	East Midlands	Gr6-East Midlands	Gr6	12.350	3.5	12.400	16 =	3.0	7.200	44	3.0	8.300	44 =	3.5	11.450	24 =		39.350	45		
55	Abigail	Virgo	Yorkshire	Gr6-Yorkshire	Gr6	11.900	3.5	12.000	43 =	1.0	1.000	46	3.0	9.950	36 =	2.5	8.900	46		31.850	46		

2014 Grades 8765

Women's Artistic

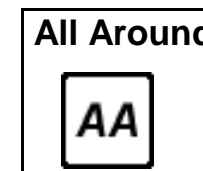

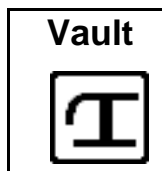


Gr7

No	Name	Club	Team	Comp	Av VT	D	VT		D	UB		D	BB		D	FX		AA		
129	Maya-lily	Grant	East	Gr7-East	Gr7	12.200	3.5	12.750	2	3.5	12.850	2	3.5	11.650	11	3.5	12.050	5	49.300	1
125	Amelia	Knight	South West	Gr7-South West	Gr7	12.625	3.5	12.650	6	3.5	12.800	3	3.5	11.900	2	3.5	11.550	23	48.900	2
124	Zoe	Simmons	South West	Gr7-South West	Gr7	12.475	3.5	12.500	13	3.5	13.000	1	3.5	11.350	19	3.5	11.900	9	48.750	3
142	Amelia	Scott	South	Gr7-South	Gr7	12.400	3.5	12.450	22	3.5	12.550	6	3.5	11.400	16	3.5	12.150	3	48.550	4
126	Alicia	Pryke	East	Gr7-East	Gr7	12.625	3.5	12.700	3	3.5	11.800	35	3.5	11.900	2	3.5	12.050	5	48.450	5
132	Mia	Docherty	Scotland	Gr7-Scotland	Gr7	12.500	3.5	12.500	13	3.5	12.000	26	3.5	11.750	7	3.5	12.200	2	48.450	5
122	Sophia	Zaldua	South West	Gr7-South West	Gr7	12.500	3.5	12.600	9	3.5	12.250	16	3.5	11.850	5	3.5	11.400	29	48.100	7
154	Chantae	Wilson	East Midlands	Gr7-East Midlands	Gr7	12.525	3.5	12.550	12	3.5	12.350	10	3.5	11.300	20	3.5	11.900	9	48.100	7
137	Milly	Gall	London	Gr7-London	Gr7	12.625	3.5	12.650	6	3.5	11.950	27	3.5	11.050	24	3.5	12.400	1	48.050	9
116	Grace	Miller	South East	Gr7-South East	Gr7	12.150	3.5	12.200	39	3.5	12.550	6	3.5	11.600	12	3.5	11.600	22	47.950	10
119	Evie	Lawrence	Wales	Gr7-Wales	Gr7	12.400	3.5	12.500	13	3.5	12.200	18	3.5	11.050	24	3.5	12.150	3	47.900	11
157	Molly	Palmer	East Midlands	Gr7-East Midlands	Gr7	12.475	3.5	12.500	13	3.5	12.100	22	3.5	11.400	16	3.5	11.850	11	47.850	12
123	Talesha	Stylianou	South West	Gr7-South West	Gr7	12.800	3.5	12.850	1	3.5	12.300	14	3.5	10.900	29	3.5	11.800	14	47.850	12
134	Tulsi	Bevil	London	Gr7-London	Gr7	11.800	3.5	12.100	42	3.5	12.450	8	3.5	11.300	20	3.5	12.000	8	47.850	12
135	Caitlin	Thomas-Fackey	London	Gr7-London	Gr7	12.300	3.5	12.350	29	3.5	11.850	33	3.5	11.900	2	3.5	11.650	20	47.750	15
131	Leah	Reid	Scotland	Gr7-Scotland	Gr7	12.200	3.5	12.250	33	3.5	12.250	16	3.5	11.400	16	3.5	11.700	17	47.600	16
114	Seia	Kent	South East	Gr7-South East	Gr7	12.375	3.5	12.400	24	3.5	12.300	14	3.5	11.000	28	3.5	11.850	11	47.550	17
127	Tilly	Hedges	East	Gr7-East	Gr7	12.325	3.5	12.400	24	3.5	11.800	35	3.5	11.500	15	3.5	11.700	17	47.400	18
155	Philippa	Chalmers	East Midlands	Gr7-East Midlands	Gr7	12.225	3.5	12.500	13	3.5	11.750	38	3.5	11.050	24	3.5	12.050	5	47.350	19
144	Danielle	Rutland	South	Gr7-South	Gr7	12.225	3.5	12.250	33	3.5	12.650	5	3.5	11.050	24	3.0	11.300	32	47.250	20
117	Isabel	Kidd	South East	Gr7-South East	Gr7	11.950	3.5	12.000	48	3.5	11.850	33	3.5	11.850	5	3.5	11.550	23	47.250	20
128	Lucy	McCarthy	East	Gr7-East	Gr7	12.025	3.5	12.100	42	3.5	12.350	10	3.5	11.750	7	3.0	10.950	41	47.150	22
150	Anais	Wroe	North West	Gr7-North West	Gr7	11.650	3.5	11.950	49	3.5	12.450	8	3.5	11.700	10	3.0	11.050	38	47.150	22
156	Naomi	Wright	East Midlands	Gr7-East Midlands	Gr7	12.225	3.5	12.250	33	3.5	11.050	43	3.5	11.950	1	3.5	11.800	14	47.050	24
143	Lucie	Pryor	South	Gr7-South	Gr7	12.225	3.5	12.250	33	3.5	12.200	18	3.5	11.550	14	3.0	10.950	41	46.950	25
113	Shani	Wright	West Midlands	Gr7-West Midlands	Gr7	12.625	3.5	12.700	3	3.5	11.750	38	3.5	11.150	23	3.5	11.250	34	46.850	26
110	Aimee	Murphy	West Midlands	Gr7-West Midlands	Gr7	12.275	3.5	12.350	29	3.5	11.950	27	3.5	11.750	7	3.0	10.700	46	46.750	27
145	Ellie	Bowe	South	Gr7-South	Gr7	12.475	3.5	12.600	9	3.5	12.350	10	3.5	10.100	41	3.5	11.700	17	46.750	27
138	Brodie	Smith	Yorkshire	Gr7-Yorkshire	Gr7	12.000	3.5	12.100	42	3.5	11.700	40	3.5	11.600	12	3.5	11.300	32	46.700	29
120	Maisie	Goman	Wales	Gr7-Wales	Gr7	12.350	3.5	12.400	24	3.5	12.050	24	3.5	10.700	33	3.5	11.350	31	46.500	30
153	Jessica	Johnson	North West	Gr7-North West	Gr7	12.625	3.5	12.700	3	3.5	12.350	10	3.5	9.950	43	3.5	11.450	26	46.450	31
111	Charlotte	Baddeley	West Midlands	Gr7-West Midlands	Gr7	12.075	3.5	12.150	41	3.5	12.200	18	3.5	10.800	30	3.5	11.250	34	46.400	32

2014 Grades 8765



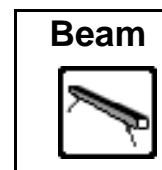
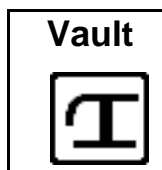
Women's Artistic



136	Yaris	Lee	London	Gr7-London	Gr7	12.425	3.5	12.500	13 =	3.5	11.950	27 =	3.5	10.050	42 =	3.5	11.850	11 =		46.350	33		
139	Alice	Green	Yorkshire	Gr7-Yorkshire	Gr7	12.025	3.5	12.100	42 =	3.5	11.950	27 =	3.5	10.800	30 =	3.5	11.450	26 =		46.300	34		
121	Skyla	Sims	Wales	Gr7-Wales	Gr7	12.225	3.5	12.250	33 =	3.5	12.700	4 =	3.5	10.650	35 =	3.0	10.650	48 =		46.250	35		
115	Lorien	Stapleton	South East	Gr7-South East	Gr7	12.425	3.5	12.500	13 =	3.5	11.950	27 =	3.5	10.800	30 =	3.0	10.800	44 =		46.050	36		
118	Beth	Munro-Morris	Wales	Gr7-Wales	Gr7	12.575	3.5	12.650	6 =	3.5	12.150	21 =	3.0	9.650	46 =	3.5	11.400	29 =		45.850	37		
152	Felicity	Crompton	North West	Gr7-North West	Gr7	12.450	3.5	12.500	13 =	3.5	11.550	42 =	3.5	10.600	36 =	3.0	11.050	38 =		45.700	38		
141	Amy	Conway	Yorkshire	Gr7-Yorkshire	Gr7	11.975	3.5	12.100	42 =	3.5	11.900	32 =	3.0	10.700	33 =	3.0	10.850	43 =		45.550	39		
112	Holly	Bryan	West Midlands	Gr7-West Midlands	Gr7	12.375	3.5	12.400	24 =	3.5	10.800	47 =	3.5	11.250	22 =	3.5	11.000	40 =		45.450	40		
140	Ellie	Clark	Yorkshire	Gr7-Yorkshire	Gr7	12.225	3.5	12.250	33 =	3.5	12.050	24 =	3.0	9.800	45 =	3.5	11.250	34 =		45.350	41 =		
149	Olivia	Austin	North	Gr7-North	Gr7	12.150	3.5	12.200	39 =	3.5	11.700	40 =	3.0	10.250	40 =	3.5	11.200	37 =		45.350	41 =		
148	Naomi	Hunt	North	Gr7-North	Gr7	12.275	3.5	12.300	32 =	3.5	11.050	43 =	3.0	10.450	38 =	3.5	11.450	26 =		45.250	43		
151	Grace	Burgess	North West	Gr7-North West	Gr7	12.425	3.5	12.450	22 =	3.5	11.800	35 =	3.0	8.850	47 =	3.5	11.550	23 =		44.650	44		
147	Maya	Taylor	North	Gr7-North	Gr7	12.350	3.5	12.400	24 =	3.5	11.050	43 =	3.0	9.950	43 =	3.5	10.800	44 =		44.200	45		
146	Hope	Godfrey	North	Gr7-North	Gr7	12.350	3.5	12.500	13 =	3.0	9.500	48 =	3.0	10.300	39 =	3.5	11.750	16 =		44.050	46		
130	Marcella	Traill	Scotland	Gr7-Scotland	Gr7	12.575	3.5	12.600	9 =	3.0	8.200	49 =	3.0	10.550	37 =	3.5	11.650	20 =		43.000	47		
133	Amy	Miller	Scotland	Gr7-Scotland	Gr7	12.325	3.5	12.350	29 =	3.5	12.100	22 =	2.5	7.600	48 =	3.0	10.700	46 =		42.750	48		
196	Kelsie	Gibbs	Isle of Man	Gr7-Isle of Man	Gr7	12.100	3.5	12.100	42 =	3.0	11.050	43 =	3.0	6.650	49 =	3.5	10.350	49 =		40.150	49		

2014 Grades 8765

Women's Artistic



Gr5

No	Name	Club	Team	Comp	Av VT	D	VT		D	UB		D	BB		D	FX		AA				
189	Adrienne	Emmanuel	Wales	Gr5-Wales	Gr5	12.325	3.5	12.500	2	3.5	12.450	1	3.0	10.750	3	3.5	12.000	1	47.700	1		
184	Mercedes	Miladinovic	North West	Gr5-North West	Gr5	12.425	3.5	12.450	3 =	3.5	12.000	3	3.5	10.450	6 =	3.5	11.400	4 =	46.300	2		
186	Lauryn	Campbell	North West	Gr5-North West	Gr5	11.825	3.5	12.250	10 =	3.5	11.900	4 =	3.0	10.350	10	3.5	11.300	9 =	45.800	3		
168	Laura	Cooke	East	Gr5-East	Gr5	12.525	3.5	12.550	1	3.5	12.050	2	3.0	9.700	18 =	3.0	11.350	8	45.650	4		
180	Kaycee	Wright	South West	Gr5-South West	Gr5	12.250	3.5	12.250	10 =	3.5	11.350	13	3.5	10.500	5	3.5	10.950	17 =	45.050	5		
171	Natasha	Nowers	South	Gr5-South	Gr5	12.050	3.5	12.050	21 =	3.5	11.650	7 =	3.5	10.000	14	3.0	11.150	12 =	44.850	6		
183	Ashleigh	Waldron	South West	Gr5-South West	Gr5	12.025	3.5	12.050	21 =	3.5	10.900	22	3.0	10.850	2	3.5	10.950	17 =	44.750	7 =		
165	Laura	Glover	East	Gr5-East	Gr5	12.300	3.5	12.350	5	3.5	11.550	10	3.0	9.450	21 =	3.5	11.400	4 =	44.750	7 =		
192	Abigail	Small	East Midlands	Gr5-East Midlands	Gr5	12.250	3.5	12.250	10 =	3.5	11.000	19 =	3.5	11.050	1	3.0	10.200	30	44.500	9 =		
159	Taylor	Ball	London	Gr5-London	Gr5	12.000	3.5	12.050	21 =	3.0	10.100	27	3.0	10.650	4	3.5	11.700	2	44.500	9 =		
182	Imogen	Plumridge	South West	Gr5-South West	Gr5	11.925	3.5	12.050	21 =	3.5	11.900	4 =	2.5	10.300	11	3.0	10.000	31	44.250	11		
177	Ella	Chapman	West Midlands	Gr5-West Midlands	Gr5	12.000	3.5	12.050	21 =	3.5	11.000	19 =	2.5	10.100	13	3.5	11.050	14	44.200	12		
161	Olivia	Hanby	London	Gr5-London	Gr5	11.325	3.5	11.600	33	3.5	11.450	11	3.0	9.750	17	3.5	11.200	11	44.000	13		
172	Holly	Curran	South	Gr5-South	Gr5	11.800	3.5	12.100	15 =	3.5	11.400	12	2.5	9.650	20	3.0	10.800	22 =	43.950	14		
160	Manaalee	Trivedi	London	Gr5-London	Gr5	12.225	3.5	12.300	6 =	3.5	11.700	6	3.0	8.900	29	3.0	10.800	22 =	43.700	15		
176	Sophie	Nicoll	West Midlands	Gr5-West Midlands	Gr5	11.750	3.5	12.100	15 =	3.5	11.600	9	3.0	8.500	31	3.5	11.000	15 =	43.200	16 =		
169	Florence	Aylward	South	Gr5-South	Gr5	12.200	3.5	12.300	6 =	3.0	10.450	24	2.5	8.950	28	3.5	11.500	3	43.200	16 =		
174	Marnie	Taylor	South East	Gr5-South East	Gr5	11.550	3.5	12.000	27 =	3.5	11.100	17	3.0	9.700	18 =	3.0	10.400	28 =	43.200	16 =		
195	Yoana	Yankova	East Midlands	Gr5-East Midlands	Gr5	11.450	3.5	11.850	31	3.5	9.400	29	3.0	10.450	6 =	3.5	11.400	4 =	43.100	19		
163	Megan	Bramley	Yorkshire	Gr5-Yorkshire	Gr5	12.250	3.5	12.300	6 =	3.5	10.350	25 =	2.5	9.000	27	3.5	11.400	4 =	43.050	20		
181	Ellie	Haberfield	South West	Gr5-South West	Gr5	12.425	3.5	12.450	3	3.5	11.650	7 =	1.5	7.800	33	3.0	11.000	15 =	42.900	21		
179	Imogen	Evans	West Midlands	Gr5-West Midlands	Gr5	12.000	3.5	12.100	15 =	3.5	11.150	16	3.0	8.750	30	3.5	10.700	25 =	42.700	22		
158	Abbie	Sparrowhawk	London	Gr5-London	Gr5	12.150	3.5	12.200	13	3.0	9.300	30	3.5	10.250	12	3.5	10.900	19 =	42.650	23		
193	Phoebe	Towers	East Midlands	Gr5-East Midlands	Gr5	12.050	3.5	12.100	15 =	3.5	10.750	23	3.0	9.050	25 =	3.0	10.700	25 =	42.600	24		
185	Molly	Lunn	North West	Gr5-North West	Gr5	11.975	3.5	12.100	15 =	3.0	9.150	32	3.0	9.400	23	3.5	11.300	9 =	41.950	25		
175	Heidi	Chapman	South East	Gr5-South East	Gr5	12.125	3.5	12.300	6 =	3.5	11.000	19 =	3.0	7.900	32	3.5	10.700	25 =	41.900	26 =		
187	Laci	Farrell	North West	Gr5-North West	Gr5	12.025	3.5	12.100	15 =	3.0	9.050	33	3.5	9.900	15 =	3.5	10.850	21	41.900	26 =		
178	Tia	Pashley	West Midlands	Gr5-West Midlands	Gr5	11.275	3.5	11.500	34	3.5	11.050	18	3.0	9.150	24	2.5	9.400	34	41.100	28		
194	Carrie	Brown	East Midlands	Gr5-East Midlands	Gr5	11.925	3.5	11.950	29 =	3.5	11.250	14	2.5	6.950	35	3.5	10.900	19 =	41.050	29		
173	Lara	Stembridge	South East	Gr5-South East	Gr5	10.625	3.5	10.750	35	3.5	10.350	25 =	3.5	9.050	25 =	3.5	10.800	22 =	40.950	30		
167	Lily	Stevens	East	Gr5-East	Gr5	11.825	3.5	12.050	21 =	3.0	8.000	34	3.0	10.400	8 =	3.5	10.400	28 =	40.850	31		
164	Sophie	Davies	Yorkshire	Gr5-Yorkshire	Gr5	11.925	3.5	11.950	29 =	3.5	11.200	15	2.5	9.450	21 =	3.0	8.200	35	40.800	32 =		
166	Olivia	Syder	East	Gr5-East	Gr5	11.700	3.5	11.700	32	3.0	9.250	31	3.0	10.400	8 =	3.0	9.450	33	40.800	32 =		
162	Isabel	Hester	Isle of Man	Gr5-Isle of Man	Gr5	11.675	3.5	12.150	14	3.5	9.950	28	2.5	7.650	34	3.5	9.700	32	39.450	34		
191	Robyn	Bishop	Wales	Gr5-Wales	Gr5	11.575	3.5	12.000	27 =	2.0	6.000	35	3.0	9.900	15 =	3.5	11.150	12 =	39.050	35		

2014 Grades 8765 Results

Gr8

Team	VT	UB	BB	FX	Total	Posn
Gr8-East	38.100	37.250	36.000	35.700	147.050	1
Gr8-London	37.250	36.800	35.600	35.650	145.300	2
Gr8-South West	38.100	36.500	34.500	34.900	144.000	3
Gr8-West Midlands	37.150	37.100	35.550	32.750	142.550	4
Gr8-North West	37.700	35.700	33.850	34.900	142.150	5
Gr8-Wales	37.850	37.050	33.600	33.550	142.050	6 =
Gr8-South	37.400	36.250	34.200	34.200	142.050	6 =
Gr8-South East	37.250	36.250	33.200	33.300	140.000	8
Gr8-Yorkshire	37.500	35.900	32.800	33.550	139.750	9
Gr8-Isle of Man	36.750	35.050	34.700	32.550	139.050	10
Gr8-Scotland	37.150	34.800	33.250	31.950	137.150	11
Gr8-East Midlands	36.700	35.750	32.250	32.000	136.700	12
Gr8-North	36.850	34.600	32.350	30.450	134.250	13

2014 Grades 8765 Results

Gr6

Team	VT	UB	BB	FX	Total	Posn
Gr6-North West	37.600	35.500	35.350	35.750	144.200	1
Gr6-London	37.800	36.250	33.500	36.100	143.650	2
Gr6-East	37.400	35.250	34.650	35.800	143.100	3
Gr6-South West	37.350	36.050	33.900	35.000	142.300	4
Gr6-South	36.600	34.800	34.600	35.100	141.100	5
Gr6-South East	36.950	34.650	32.850	35.150	139.600	6
Gr6-Wales	37.150	34.700	33.150	34.450	139.450	7
Gr6-West Midlands	37.400	34.150	31.100	34.150	136.800	8
Gr6-Scotland	36.650	33.900	32.300	33.900	136.750	9
Gr6-East Midlands	36.900	32.400	32.600	33.050	134.950	10
Gr6-Yorkshire	36.800	21.550	31.800	29.500	119.650	11
Gr6-North	24.250	20.950	18.250	22.950	86.400	12
Gr6-Isle of Man	12.050	10.000	8.550	10.300	40.900	13

2014 Grades 8765 Results

Gr7

Team	VT	UB	BB	FX	Total	Posn
Gr7-South West	38.100	38.100	35.100	35.250	146.550	1
Gr7-East	37.850	37.000	35.300	35.800	145.950	2
Gr7-London	37.500	36.350	34.250	36.250	144.350	3
Gr7-East Midlands	37.550	36.200	34.650	35.800	144.200	4
Gr7-South	37.300	37.550	34.000	35.150	144.000	5
Gr7-South East	37.100	36.800	34.450	35.000	143.350	6
Gr7-Scotland	37.450	36.350	33.700	35.550	143.050	7
Gr7-Wales	37.550	37.050	32.400	34.900	141.900	8
Gr7-West Midlands	37.450	35.900	34.150	33.500	141.000	9
Gr7-North West	37.650	36.600	32.250	34.050	140.550	10
Gr7-Yorkshire	36.450	35.900	33.100	34.000	139.450	11
Gr7-North	37.200	33.800	31.000	34.400	136.400	12
Gr7-Isle of Man	12.100	11.050	6.650	10.350	40.150	13

2014 Grades 8765 Results

Gr5

Team	VT	UB	BB	FX	Total	Posn
Gr5-South West	36.750	34.900	31.650	32.900	136.200	1
Gr5-North West	36.800	33.050	30.700	34.000	134.550	2
Gr5-London	36.550	33.250	30.650	33.800	134.250	3
Gr5-East	36.950	32.850	30.500	33.150	133.450	4
Gr5-East Midlands	36.300	33.000	30.550	33.000	132.850	5
Gr5-South	36.450	33.500	28.600	33.450	132.000	6
Gr5-West Midlands	36.250	33.800	28.000	32.750	130.800	7
Gr5-South East	35.050	32.450	26.650	31.900	126.050	8
Gr5-Wales	24.500	18.450	20.650	23.150	86.750	9
Gr5-Yorkshire	24.250	21.550	18.450	19.600	83.850	10
Gr5-Isle of Man	12.150	9.950	7.650	9.700	39.450	11

2014 Grades 8765 Results

Rosebowl

	Gr8	Gr7	Gr6	Gr5	L4	L3	Total	Posn
East	147.050	145.950	143.100	133.450	186.550	187.650	943.750	1
London	145.300	144.350	143.650	134.250	180.650	174.350	922.550	2
South	142.050	144.000	141.100	132.000	183.800	164.100	907.050	3
West Midlands	142.550	141.000	136.800	130.800	187.800	165.700	904.650	4
South West	144.000	146.550	142.300	136.200	158.600	168.650	896.300	5
South East	140.000	143.350	139.600	126.050	169.550	172.350	890.900	6
Wales	142.050	141.900	139.450	86.750	180.650	167.050	857.850	7
East Midlands	136.700	144.200	134.950	132.850	163.900	110.850	823.450	8
Scotland	137.150	143.050	136.750	0.000	168.350	165.550	750.850	9
North West	142.150	140.550	144.200	134.550	173.800	0.000	735.250	10
North	134.250	136.400	86.400	0.000	170.650	116.100	643.800	11
Yorkshire	139.750	139.450	119.650	83.850	101.050	0.000	583.750	12
Isle of Man	139.050	40.150	40.900	39.450	0.000	0.000	259.550	13