
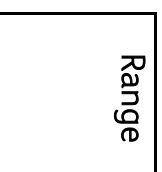


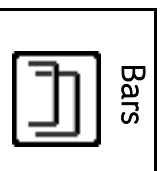








Women's Artistic
National Development Plan
4,3,2,1 2015

Grade 4




No	Name	Club	Team	Comp	D	VT	D	UB	D	BB	D	FX	D	RC	AA						
13	Claudia	Garner	Gr4-South	Gr4	4.0	13.100	13 =	4.0	13.150	9 =	4.0	12.600	2 =	4.0	12.350	2 =	4.0	13.350	2 =	64.550	1
51	Isabella	Fletcher	Gr4-London	Gr4	4.0	12.900	20 =	4.0	13.450	1	4.0	12.500	4	4.0	12.150	5	4.0	13.400	1	64.400	2
52	Jessica	Gadrirova	Gr4-London	Gr4	4.0	13.300	4 =	4.0	13.400	2	4.0	12.150	11 =	4.0	12.350	2 =	4.0	13.000	10 =	64.200	3
24	Emma	Routs	Gr4-North West	Gr4	4.0	13.150	10 =	4.0	13.200	4 =	4.0	12.700	1	4.0	11.750	16 =	4.0	13.350	2 =	64.150	4
42	Sasha	Cherry	Gr4-East	Gr4	4.0	12.950	19	4.0	13.150	9 =	4.0	12.600	2 =	4.0	11.550	26 =	4.0	13.150	8	63.400	5
14	Maisie	Gibson	Gr4-South	Gr4	4.0	13.100	13 =	4.0	13.200	4 =	4.0	11.950	14	4.0	12.450	1	3.5	12.550	26 =	63.250	6
43	Liliana	Moring	Gr4-East	Gr4	4.0	13.200	8 =	4.0	13.150	9 =	4.0	12.200	8 =	4.0	11.750	16 =	4.0	12.900	13	63.200	7 =
20	Charlotte	Moralee	Gr4-North of England	Gr4	4.0	13.150	10 =	4.0	13.150	9 =	4.0	11.900	15	4.0	11.950	6	4.0	13.050	9	63.200	7 =
23	Sofia	Rodriguez Mendoza	Gr4-North West	Gr4	4.0	12.500	40 =	4.0	12.900	23 =	4.0	12.150	11 =	4.0	12.200	4	4.0	13.350	2 =	63.100	9
45	Ella	Tomlin	Gr4-East	Gr4	4.0	13.450	2	4.0	13.250	3	4.0	12.250	6 =	3.5	11.000	46	4.0	13.000	10 =	62.950	10
50	Ella	Little	Gr4-London	Gr4	4.0	12.900	20 =	4.0	13.050	15 =	4.0	11.800	18 =	4.0	11.850	9 =	4.0	13.300	5 =	62.900	11
40	Skyia	Sims	Gr4-Wales	Gr4	4.0	12.700	36	4.0	13.200	4 =	4.0	11.750	20 =	4.0	11.850	9 =	4.0	13.300	5 =	62.800	12
7	Isabel	Morgan	Gr4-East Midlands	Gr4	4.0	12.650	37 =	4.0	12.600	43 =	4.0	12.150	11 =	4.0	11.600	25	4.0	13.250	7	62.250	13
2	Shannon	Biely	Gr4-Yorkshire	Gr4	4.0	13.150	10 =	4.0	13.000	18 =	4.0	11.650	25	4.0	11.550	26 =	4.0	12.700	20 =	62.050	14
22	Libby	Kilbourne	Gr4-North West	Gr4	4.0	12.750	33 =	4.0	13.050	15 =	4.0	11.600	26 =	4.0	11.700	18 =	4.0	12.850	14 =	61.950	15
38	Imogen	Shaw-Davies	Gr4-Wales	Gr4	4.0	12.500	40 =	4.0	12.900	23 =	4.0	12.350	5	4.0	11.900	7 =	3.5	12.200	33	61.850	16
41	Elin	Burnett	Gr4-Wales	Gr4	4.0	12.750	33 =	4.0	12.700	39 =	4.0	12.250	6 =	4.0	11.550	26 =	4.0	12.550	26 =	61.800	17
12	Sian	Meadows	Gr4-South West	Gr4	4.0	12.750	33 =	4.0	12.800	33 =	4.0	11.700	23 =	4.0	11.900	7 =	4.0	12.600	25	61.750	18 =
44	Hollie	Ofori-Sampong	Gr4-East	Gr4	4.0	13.500	1	4.0	12.250	49	4.0	11.500	29	4.0	11.650	22 =	4.0	12.850	14 =	61.750	18 =
18	Laura	Nelson	Gr4-North of England	Gr4	4.0	13.300	4 =	4.0	12.900	23 =	4.0	11.800	18 =	4.0	11.400	33 =	4.0	12.250	32	61.650	20 =
48	Laila	Hirani	Gr4-Scotland	Gr4	4.0	13.100	13 =	4.0	12.600	43 =	4.0	12.200	8 =	4.0	11.450	31 =	4.0	12.300	30 =	61.650	20 =
3	Lauren	Hayes	Gr4-Yorkshire	Gr4	4.0	13.000	17 =	4.0	12.900	23 =	4.0	11.700	23 =	4.0	11.700	18 =	4.0	12.300	30 =	61.600	22
35	Jodie	Graves	Gr4-South East	Gr4	4.0	12.400	43	4.0	12.850	29 =	4.0	12.200	8 =	4.0	11.400	33 =	3.5	12.700	20 =	61.550	23 =
16	Amelie	Thorne	Gr4-South	Gr4	4.0	12.800	28 =	4.0	13.000	18 =	3.5	11.050	36 =	4.0	11.850	9 =	4.0	12.850	14 =	61.550	23 =
6	Alice	Knights	Gr4-East Midlands	Gr4	4.0	13.300	4 =	4.0	12.850	29 =	4.0	11.050	36 =	4.0	11.450	31 =	4.0	12.750	18 =	61.400	25 =
25	Caitlin	Pooke	Gr4-North West	Gr4	4.0	13.100	13 =	4.0	12.400	47	4.0	11.250	31 =	4.0	11.650	22 =	4.0	13.000	10 =	61.400	25 =
39	Hannah	Rees	Gr4-Wales	Gr4	4.0	13.000	17 =	4.0	13.000	18 =	4.0	11.850	16 =	4.0	11.800	13 =	3.5	11.500	44	61.150	27 =
26	Sophia	Booth	Gr4-West Midlands	Gr4	4.0	13.350	3	4.0	12.800	33 =	4.0	11.600	26 =	4.0	11.400	33 =	4.0	12.000	38	61.150	27 =
17	Harriet	Gibson	Gr4-North of England	Gr4	4.0	12.900	20 =	4.0	12.900	23 =	4.0	11.250	31 =	4.0	11.350	36 =	4.0	12.700	20 =	61.100	29
11	Sarah	Etheridge	Gr4-South West	Gr4	4.0	12.550	39	4.0	13.000	18 =	4.0	10.800	40 =	4.0	11.800	13 =	4.0	12.800	17	60.950	30


Women's Artistic National Development Plan 4,3,2,1 2015


				Vault 	Bars 	Beam 	Floor 	Range	All Around 													
46	Lara	Storrie	Scotland	Gr4-Scotland	Gr4	4.0	12.900	20 =	4.0	13.050	15 =	4.0	11.750	20 =	4.0	11.350	36 =	3.0	11.350	46	60.400	31
27	Anna	Bambrook	West Midlands	Gr4-West Midlands	Gr4	4.0	12.200	47 =	4.0	12.700	39 =	4.0	11.100	34 =	4.0	11.650	22 =	4.0	12.700	20 =	60.350	32
29	Tori	Markham	West Midlands	Gr4-West Midlands	Gr4	4.0	12.900	20 =	4.0	12.750	35 =	4.0	11.750	20 =	3.5	10.750	48 =	3.5	12.150	34 =	60.300	33
36	Millie	Craven	South East	Gr4-South East	Gr4	4.0	12.350	44 =	4.0	13.200	4 =	4.0	11.550	28 =	3.5	10.450	50 =	4.0	12.550	26 =	60.100	34
15	Zoe	Pugley	South	Gr4-South	Gr4	4.0	12.900	20 =	4.0	12.300	48 =	4.0	11.250	31 =	4.0	11.700	18 =	3.5	11.850	40	60.000	35 =
8	Grace	Ally	East Midlands	Gr4-East Midlands	Gr4	4.0	12.800	28 =	4.0	12.150	50	4.0	11.850	16 =	4.0	11.300	40 =	3.5	11.900	39	60.000	35 =
28	Kelsie	Clohesy-Daly	West Midlands	Gr4-West Midlands	Gr4	4.0	12.350	44 =	4.0	13.150	9 =	4.0	10.900	39 =	4.0	11.800	13 =	3.0	11.550	42 =	59.750	37
47	Abbie	Nicholl	Scotland	Gr4-Scotland	Gr4	4.0	12.850	27 =	4.0	12.700	39 =	3.5	10.050	47 =	4.0	11.300	40 =	4.0	12.650	24 =	59.550	38
34	Lucy	Gunn	South East	Gr4-South East	Gr4	4.0	13.300	4 =	4.0	13.000	18 =	3.0	10.450	45 =	4.0	11.700	18 =	2.5	10.950	49	59.400	39 =
37	Poppy	Griggs	South East	Gr4-South East	Gr4	4.0	12.150	49 =	4.0	12.750	35 =	4.0	10.800	40 =	4.0	11.550	26 =	4.0	12.150	34 =	59.400	39 =
1	Isabel	Richie	Yorkshire	Gr4-Yorkshire	Gr4	4.0	12.050	51 =	4.0	12.850	29 =	4.0	10.950	38 =	4.0	11.200	43 =	3.5	12.150	34 =	59.200	41
10	Isabel	Osting	South West	Gr4-South West	Gr4	4.0	12.800	28 =	4.0	13.150	9 =	3.5	10.000	49 =	4.0	11.550	26 =	3.5	11.550	42 =	59.050	42
49	Elidh	Gorrell	Scotland	Gr4-Scotland	Gr4	4.0	12.200	47 =	4.0	12.650	42	4.0	11.100	34 =	4.0	11.350	36 =	3.0	11.450	45	58.750	43
32	Leah	Bibby	Isle Of Man	Gr4-Isle Of Man	Gr4	4.0	12.900	20 =	4.0	12.750	35 =	4.0	10.600	44 =	4.0	10.750	48 =	4.0	11.700	41	58.700	44
9	Violet	Browne	South West	Gr4-South West	Gr4	4.0	12.300	46 =	4.0	12.750	35 =	3.0	9.400	52 =	4.0	11.350	36 =	4.0	12.750	18 =	58.550	45
4	Isia	Waddington	Yorkshire	Gr4-Yorkshire	Gr4	4.0	12.650	37 =	4.0	12.900	23 =	4.0	9.600	51 =	4.0	10.900	47 =	4.0	12.450	29	58.500	46
33	Maya	Kewley	Isle Of Man	Gr4-Isle Of Man	Gr4	4.0	13.200	8 =	4.0	12.600	43 =	4.0	10.750	43 =	4.0	11.200	43 =	2.5	10.250	52	58.000	47
53	Ellarae	Quist	London	Gr4-London	Gr4	4.0	12.500	40 =	4.0	13.200	4 =	4.0	10.050	47 =	4.0	11.850	9 =	2.0	10.300	51	57.900	48 =
5	Charlotte	Thomas	East Midlands	Gr4-East Midlands	Gr4	4.0	12.150	49 =	4.0	12.600	43 =	3.5	10.800	40 =	4.0	11.250	42 =	2.5	11.100	48	57.900	48 =
30	Grace	Roberts	Isle Of Man	Gr4-Isle Of Man	Gr4	4.0	12.800	28 =	4.0	12.850	29 =	4.0	10.200	46 =	4.0	11.200	43 =	3.0	10.650	50	57.700	50
19	Emily	Marsden	North of England	Gr4-North of England	Gr4	4.0	12.800	28 =	4.0	11.550	52	4.0	11.400	30 =	3.5	9.350	52 =	4.0	12.050	37	57.150	51
31	Jenna	Nicol	Isle Of Man	Gr4-Isle Of Man	Gr4	4.0	12.050	51 =	4.0	12.100	51	3.5	10.000	49 =	3.5	10.450	50 =	3.5	11.250	47	55.850	52


Women's Artistic
National Development Plan
4,3,2,1 2015

Grade 3


Vault 

Bars 

Beam 

Floor 

Range

All Around 

No	Name	Club	Team	Comp	D	VT		D	UB		D	BB		D	FX		D	RC		AA	
74	Katie Lily	Jones	Gr3-South West	Gr3	4.0	13.200	8 =	4.0	12.800	24 =	4.0	12.450	1 =	4.0	11.950	12 =	4.0	13.300	3 =	63.700	1 =
62	Emer	Hancock	Gr3-West Midlands	Gr3	4.0	13.100	12 =	4.0	13.100	2 =	4.0	12.200	5 =	4.0	11.900	14 =	4.0	13.300	3 =	63.600	2 =
55	Rachel	Heron	Gr3-North West	Gr3	4.0	13.300	4 =	4.0	12.700	33 =	4.0	12.150	6 =	4.0	12.250	4 =	4.0	13.050	12 =	63.450	3 =
68	Amrita	Hojiej	Gr3-South East	Gr3	4.0	13.100	12 =	4.0	12.950	14 =	4.0	11.700	14 =	4.0	12.200	5 =	4.0	13.150	9 =	63.100	4 =
63	Kristelle	De Leon	Gr3-West Midlands	Gr3	4.0	12.900	23 =	4.0	12.900	19 =	4.0	12.450	1 =	4.0	12.100	8 =	3.5	12.650	30 =	63.000	5 =
77	Alice	Writtle	Gr3-South West	Gr3	4.0	13.200	8 =	4.0	13.000	8 =	4.0	12.250	4 =	4.0	12.150	6 =	3.5	12.250	40 =	62.850	6 =
73	Menna	Watkins	Gr3-Wales	Gr3	4.0	13.350	1 =	4.0	13.050	4 =	4.0	12.000	7 =	3.5	11.600	27 =	4.0	12.700	26 =	62.700	7 =
71	Chloe	Weston	Gr3-Wales	Gr3	4.0	13.050	15 =	4.0	13.100	2 =	4.0	11.650	16 =	4.0	12.050	9 =	4.0	12.800	25 =	62.650	8 =
89	Jennifer	Gadirova	Gr3-London	Gr3	4.0	12.700	41 =	4.0	13.050	4 =	4.0	11.850	12 =	3.5	11.700	24 =	4.0	13.200	7 =	62.500	9 =
79	Amber	Pellici	Gr3-East	Gr3	4.0	12.950	21 =	4.0	12.800	24 =	4.0	12.000	7 =	4.0	11.450	31 =	4.0	13.300	3 =	62.500	9 =
72	Ella	Daves	Gr3-Wales	Gr3	4.0	13.250	6 =	4.0	13.000	8 =	4.0	11.200	27 =	4.0	11.900	14 =	4.0	13.000	17 =	62.350	11 =
86	Louise	Darcy	Gr3-London	Gr3	4.0	13.000	18 =	4.0	12.900	19 =	4.0	11.850	12 =	4.0	12.050	9 =	4.0	12.500	35 =	62.300	12 =
102	Hannah	Peggs	Gr3-North of England	Gr3	4.0	12.800	31 =	4.0	12.800	24 =	4.0	11.900	10 =	3.5	11.450	31 =	4.0	13.300	3 =	62.250	13 =
81	Chloe	Tomlin	Gr3-East	Gr3	4.0	13.250	6 =	4.0	12.900	19 =	4.0	10.850	38 =	4.0	11.850	16 =	4.0	13.400	1 =	62.250	13 =
70	Anya	Niven	Gr3-Wales	Gr3	4.0	13.050	15 =	4.0	13.050	4 =	4.0	10.750	39 =	4.0	12.300	1 =	4.0	12.950	21 =	62.100	15 =
76	Katie	Francis	Gr3-South West	Gr3	4.0	13.350	1 =	4.0	12.850	22 =	4.0	10.550	42 =	4.0	12.300	1 =	4.0	13.050	12 =	62.100	15 =
69	Grace	Davison	Gr3-South East	Gr3	4.0	13.150	10 =	4.0	13.000	8 =	4.0	11.650	16 =	4.0	11.800	19 =	4.0	12.450	37 =	62.050	17 =
67	Scarlett	Tidy	Gr3-South East	Gr3	4.0	12.750	37 =	4.0	12.750	27 =	4.0	11.700	14 =	4.0	11.750	21 =	4.0	13.000	17 =	61.950	18 =
80	Charlotte	Mitchell	Gr3-East	Gr3	4.0	13.300	4 =	4.0	12.750	27 =	4.0	11.050	31 =	4.0	11.950	12 =	4.0	12.850	22 =	61.900	19 =
65	Dinah	Pisoni	Gr3-West Midlands	Gr3	4.0	12.900	23 =	4.0	13.000	8 =	3.5	10.900	36 =	4.0	11.850	16 =	4.0	13.150	9 =	61.800	20 =
92	Charlie	Turner	Gr3-Yorkshire	Gr3	4.0	13.000	18 =	4.0	12.700	33 =	4.0	11.300	22 =	3.5	11.250	37 =	4.0	13.400	1 =	61.650	21 =
78	Alice	Tall	Gr3-East	Gr3	4.0	12.900	23 =	4.0	12.850	22 =	4.0	10.900	36 =	4.0	11.750	21 =	4.0	13.200	7 =	61.600	22 =
84	Isla	Raeburn-Potter	Gr3-Scotland	Gr3	4.0	12.700	41 =	4.0	12.750	27 =	4.0	10.750	39 =	4.0	12.150	6 =	4.0	13.050	12 =	61.400	23 =
97	Nyah	Reddypough	Gr3-South	Gr3	4.0	12.800	31 =	4.0	12.950	14 =	4.0	11.250	34 =	4.0	11.650	26 =	4.0	12.700	26 =	61.350	24 =
101	Katie	Leadbitter	Gr3-North of England	Gr3	4.0	12.550	48 =	4.0	12.950	14 =	4.0	11.050	31 =	4.0	11.550	29 =	4.0	13.050	12 =	61.150	25 =
75	Carly	Cox	Gr3-South West	Gr3	4.0	13.050	15 =	4.0	12.150	47 =	4.0	11.250	24 =	4.0	11.750	21 =	4.0	12.850	22 =	61.050	26 =
66	Ai Mei	Lumms	Gr3-South East	Gr3	4.0	12.650	46 =	4.0	12.950	14 =	4.0	11.200	27 =	4.0	12.000	11 =	3.5	12.200	42 =	61.000	27 =
93	Elisa	Bronzini	Gr3-Yorkshire	Gr3	4.0	13.350	1 =	4.0	13.200	1 =	4.0	11.000	35 =	4.0	12.300	1 =	3.0	11.100	49 =	60.950	28 =
56	Alice	Mackinnon	Gr3-North West	Gr3	4.0	13.000	18 =	4.0	12.500	39 =	4.0	11.300	22 =	3.5	11.050	42 =	4.0	13.100	11 =	60.950	28 =
96	Summa	Hammond	Gr3-South	Gr3	4.0	12.750	37 =	4.0	13.050	4 =	4.0	11.600	18 =	3.5	11.250	37 =	3.0	12.200	42 =	60.850	30 =

Women's Artistic
National Development Plan
4,3,2,1 2015

										Vault	Bars	Beam	Floor	Range	All Around							
90	Erin	Vallance	Yorkshire	Gr3-Yorkshire	Gr3	4.0	12.800	31 =	4.0	12.750	27 =	4.0	11.400	21	3.5	11.150	41	4.0	12.700	26 =	60.800	31
103	Yasmin	Lane	North of England	Gr3-North of England	Gr3	4.0	12.900	23 =	4.0	12.300	44	4.0	11.100	30	4.0	11.850	16 =	4.0	12.550	33 =	60.700	32
99	Lucy	Worthington	Isle Of Man	Gr3-Isle Of Man	Gr3	4.0	12.850	27 =	4.0	13.000	8 =	4.0	10.750	39 =	3.5	11.200	39 =	3.5	12.850	22 =	60.650	33
95	Summer	Blake	South	Gr3-South	Gr3	4.0	12.850	27 =	4.0	12.950	14 =	4.0	12.300	3	3.5	10.900	46 =	3.5	11.600	47	60.600	34
85	Lucia	Coggins	Scotland	Gr3-Scotland	Gr3	4.0	12.950	21 =	4.0	12.000	49 =	4.0	11.900	10 =	3.5	11.400	33 =	3.5	12.300	39	60.550	35
94	Karley	Moreton	South	Gr3-South	Gr3	4.0	12.750	37 =	4.0	12.450	40	4.0	11.250	24 =	4.0	11.800	19 =	4.0	12.250	40 =	60.500	36
82	Olivia	Young	Scotland	Gr3-Scotland	Gr3	4.0	12.800	31 =	4.0	13.000	8 =	4.0	11.450	19 =	4.0	11.700	24 =	3.0	11.500	48	60.450	37
54	Mica	Drameh	North West	Gr3-North West	Gr3	4.0	13.100	12 =	4.0	12.650	36 =	4.0	10.400	44	4.0	11.350	36	4.0	12.550	33 =	60.050	38
64	Isabella	Blackburn	West Midlands	Gr3-West Midlands	Gr3	4.0	13.150	10 =	4.0	12.750	27 =	4.0	9.900	47 =	4.0	11.200	39 =	4.0	13.000	17 =	60.000	39
57	Sarah	Fard	North West	Gr3-North West	Gr3	4.0	12.800	31 =	4.0	12.700	33 =	3.5	10.450	43	3.5	10.900	46 =	4.0	13.050	12 =	59.900	40
87	Harriet	Yap	London	Gr3-London	Gr3	4.0	12.850	27 =	4.0	11.850	51	3.5	11.050	31 =	4.0	11.600	27 =	3.5	12.450	37 =	59.800	41
61	Saffron	Belfon	East Midlands	Gr3-East Midlands	Gr3	4.0	12.700	41 =	4.0	12.200	45 =	4.0	11.950	9	3.5	11.050	42 =	3.5	11.800	46	59.700	42 =
88	Holly	Henson	London	Gr3-London	Gr3	4.0	12.750	37 =	4.0	12.650	36 =	4.0	11.150	29	3.0	10.150	50	4.0	13.000	17 =	59.700	42 =
59	Mae	Wilkinson	East Midlands	Gr3-East Midlands	Gr3	4.0	12.850	27 =	4.0	12.550	38	4.0	10.250	45	4.0	11.500	30	4.0	12.500	35 =	59.650	44
83	Scarlett	Thomson	Scotland	Gr3-Scotland	Gr3	4.0	12.350	50	4.0	12.750	27 =	4.0	11.450	19 =	3.5	11.400	33 =	3.0	10.750	50	58.700	45
58	Lily	Moss	East Midlands	Gr3-East Midlands	Gr3	4.0	12.550	48 =	4.0	12.150	47 =	4.0	11.050	31 =	4.0	11.050	42 =	3.5	11.850	45	58.650	46 =
91	Amy	Galea	Yorkshire	Gr3-Yorkshire	Gr3	4.0	12.700	41 =	4.0	12.400	41	4.0	9.850	49	3.5	11.000	45	4.0	12.700	26 =	58.650	46 =
98	Abigail	Mellor	Isle Of Man	Gr3-Isle Of Man	Gr3	4.0	12.650	46 =	4.0	12.350	42 =	3.5	10.000	46	3.5	10.700	48	4.0	12.600	31 =	58.300	48
104	Elisha	Yorke	North of England	Gr3-North of England	Gr3	4.0	12.800	31 =	4.0	12.350	42 =	4.0	9.900	47 =	3.5	10.550	49	4.0	12.100	44	57.700	49
60	Caitlin	Woods	East Midlands	Gr3-East Midlands	Gr3	4.0	12.700	41 =	4.0	12.000	49 =	4.0	9.500	50	4.0	11.400	33 =	2.5	10.600	51	56.200	50
100	Rhonda	Whittaker	Isle Of Man	Gr3-Isle Of Man	Gr3	4.0	12.250	51	4.0	12.200	45 =	3.5	8.800	51	4.0	10.000	51	4.0	12.600	31 =	55.850	51






Women's Artistic
National Development Plan
4,3,2,1 2015

Grade 2

No	Name	Club	Team	Comp	D	VT	D	UB	D	BB	D	FX	D	RC	AA							
141	Anais	Wroe	Gr2-North West	Gr2	4.0	12.550	16 =	4.0	12.650	6 =	4.0	12.500	1	4.0	12.000	8 =	4.0	12.650	16 =	62.350	1	
128	Olivia	Morgan	Wales	Gr2-Wales	Gr2	4.0	12.450	24 =	4.0	12.550	12 =	4.0	11.850	7	4.0	12.200	4	4.0	12.800	13	61.850	2
120	Emma	Hill	East	Gr2-East	Gr2	4.0	12.350	36 =	4.0	12.750	4	4.0	11.700	8	4.0	11.700	18 =	4.0	13.050	7 =	61.550	3
139	Sian	Foster	North West	Gr2-North West	Gr2	4.0	12.750	7 =	4.0	12.150	26	4.0	11.450	12 =	4.0	12.500	1	3.5	12.650	16 =	61.500	4
138	Georgia	Hanna	North West	Gr2-North West	Gr2	4.0	12.700	9 =	4.0	11.850	33	4.0	12.300	2 =	3.5	11.150	36 =	4.0	13.400	2	61.400	5
119	Holly	Eke	East	Gr2-East	Gr2	4.0	12.400	29 =	4.0	12.850	2 =	4.0	11.450	12 =	4.0	11.750	16 =	4.0	12.900	11	61.350	6
127	Stoned	Thomas	Wales	Gr2-Wales	Gr2	4.0	12.900	2 =	4.0	12.600	9 =	4.0	11.500	11	3.5	11.800	15	4.0	12.450	25 =	61.250	7 =
150	Elena	Marsh	South West	Gr2-South West	Gr2	4.0	12.850	4 =	4.0	12.850	2 =	4.0	11.350	15	4.0	11.700	18 =	4.0	12.500	23 =	61.250	7 =
105	Laurn	Armstrong	North of England	Gr2-North of England	Gr2	4.0	12.600	12 =	4.0	12.600	9 =	4.0	11.250	17 =	4.0	11.750	16 =	4.0	13.050	7 =	61.250	7 =
133	Tulsi	Bevil	London	Gr2-London	Gr2	4.0	12.500	19 =	4.0	12.500	14 =	4.0	11.650	9	4.0	12.250	3	4.0	12.250	28 =	61.150	10
118	Jessica	Howland	East	Gr2-East	Gr2	4.0	12.250	40 =	4.0	12.050	29 =	4.0	12.300	2 =	4.0	11.300	28 =	4.0	13.150	3 =	61.050	11
136	Kate	Ashley	West Midlands	Gr2-West Midlands	Gr2	4.0	12.400	29 =	3.5	11.800	34 =	4.0	12.150	4	3.5	11.600	21 =	4.0	13.050	7 =	61.000	12
153	Emma	Adams	South West	Gr2-South West	Gr2	4.0	12.400	29 =	4.0	12.650	6 =	4.0	10.800	27 =	4.0	11.950	10 =	4.0	13.050	7 =	60.850	13
117	Amy	Conway	Yorkshire	Gr2-Yorkshire	Gr2	4.0	12.400	29 =	4.0	12.500	14 =	4.0	11.250	17 =	4.0	11.350	27	4.0	13.150	3 =	60.650	14
149	Kira	Cosgrove	South	Gr2-South	Gr2	4.0	12.250	40 =	4.0	12.200	24 =	4.0	10.900	25 =	4.0	11.700	18 =	4.0	13.500	1	60.550	15
113	Chloe	Donnelly	Ile Of Man	Gr2-Ile Of Man	Gr2	4.0	12.800	6	4.0	11.650	39	4.0	10.800	27 =	4.0	12.500	1	4.0	12.750	14	60.500	16
110	Scarlett	Cherry	South East	Gr2-South East	Gr2	4.0	12.200	44 =	4.0	12.300	20 =	3.5	11.200	20	4.0	11.900	12 =	3.5	12.450	25 =	60.050	17
131	Rachael	Ryan-Reid	London	Gr2-London	Gr2	4.0	12.750	7 =	4.0	12.450	16 =	4.0	10.900	25 =	3.5	11.300	28 =	3.5	12.600	20 =	60.000	18
130	Leah	Gordon	London	Gr2-London	Gr2	4.0	12.600	12 =	4.0	12.550	12 =	4.0	11.050	21 =	3.5	11.600	21 =	3.5	12.150	30 =	59.950	19
111	Faith	Wilks	South East	Gr2-South East	Gr2	4.0	12.200	44 =	4.0	12.450	16 =	4.0	11.450	12 =	4.0	11.550	24	3.5	12.250	28 =	59.900	20
137	Niamh	Durham	West Midlands	Gr2-West Midlands	Gr2	4.0	12.450	24 =	4.0	12.350	19	3.5	10.350	37 =	3.5	11.600	21 =	4.0	13.100	6	59.850	21
132	Iona	Moir	London	Gr2-London	Gr2	4.0	12.700	9 =	4.0	12.300	20 =	4.0	11.950	5	3.5	11.200	35	3.0	11.650	37	59.800	22
126	Shauna	Purrell	Wales	Gr2-Wales	Gr2	4.0	12.500	19 =	4.0	12.400	18	4.0	11.250	17 =	4.0	12.000	8 =	3.5	11.150	40 =	59.300	23
114	Jessica	Healy-Jacqués	Yorkshire	Gr2-Yorkshire	Gr2	4.0	12.900	2 =	4.0	12.100	27 =	4.0	9.300	45	4.0	12.100	5 =	4.0	12.850	12	59.250	24
151	Nicole	Parsons	South West	Gr2-South West	Gr2	4.0	12.500	19 =	3.5	11.050	43 =	4.0	10.500	34	4.0	11.900	12 =	4.0	13.150	3 =	59.100	25
140	Lydia	Cowie	North West	Gr2-North West	Gr2	4.0	12.450	24 =	4.0	12.050	29 =	4.0	11.050	21 =	3.5	11.150	36 =	3.5	12.350	27	59.050	26
135	Indira-Rose	Cox	West Midlands	Gr2-West Midlands	Gr2	4.0	12.950	1	4.0	12.300	20 =	4.0	9.750	41	3.5	11.250	33 =	4.0	12.650	16 =	58.900	27
148	Amelia	Scott	South	Gr2-South	Gr2	4.0	12.100	46	3.5	11.750	36 =	4.0	10.350	37 =	4.0	11.950	10 =	3.5	12.600	20 =	58.750	28
112	Grace	Miller	South East	Gr2-South East	Gr2	4.0	12.400	29 =	4.0	10.650	46	4.0	11.600	10	4.0	12.100	5 =	3.5	11.950	32 =	58.700	29 =
145	Pippa	Chalmers	East Midlands	Gr2-East Midlands	Gr2	4.0	12.700	9 =	4.0	11.800	34 =	4.0	9.700	42 =	4.0	11.900	12 =	4.0	12.600	20 =	58.700	29 =





**Women's Artistic
National Development Plan
4,3,2,1 2015**


					 Vault	 Bars	 Beam	 Floor	Range	 All Around												
152	JASMINE	FROST	South West	Gr2-South West	Gr2	4.0	12.500	19 =	3.5	11.950	31 =	4.0	10.200	39	3.5	11.450	25 =	3.5	12.500	23 =	58.600	31
134	Sophie	Garbett	West Midlands	Gr2-West Midlands	Gr2	4.0	12.550	16 =	4.0	12.650	6 =	4.0	10.650	31 =	3.5	11.150	36 =	3.5	11.400	39	58.400	32 =
122	Holly	Hixon	Scotland	Gr2-Scotland	Gr2	4.0	11.950	47	3.5	11.550	40	4.0	11.900	6	3.5	11.300	28 =	4.0	11.700	34 =	58.400	32 =
143	Sophie	Winfield	East Midlands	Gr2-East Midlands	Gr2	4.0	12.250	40 =	3.5	11.100	42	4.0	10.750	29	4.0	11.450	25 =	4.0	12.650	16 =	58.200	34
107	Lauren	Hearfield	North of England	Gr2-North of England	Gr2	4.0	12.850	4 =	4.0	12.250	23	4.0	10.450	35 =	4.0	12.050	7	3.0	10.400	46	58.000	35
144	Naomi	Wright	East Midlands	Gr2-East Midlands	Gr2	4.0	12.550	16 =	4.0	10.950	45	4.0	11.300	16	3.5	11.050	40	3.5	11.950	32 =	57.800	36
124	Leah	Reid	Scotland	Gr2-Scotland	Gr2	4.0	12.400	29 =	4.0	12.700	5	4.0	10.550	33	3.5	10.950	41 =	3.5	10.850	43	57.450	37
147	Danielle	Rutland	South	Gr2-South	Gr2	4.0	12.250	40 =	4.0	11.750	36 =	4.0	10.450	35 =	3.5	11.300	28 =	3.0	11.500	38	57.250	38
226	Rebecca	Dunn	Scotland	Gr2-Scotland	Gr2	4.0	12.600	12 =	4.0	11.950	31 =	3.5	9.500	44	3.5	10.950	41 =	3.5	11.700	34 =	56.700	39 =
146	Emily	Sly	South	Gr2-South	Gr2	4.0	12.450	24 =	3.5	11.500	41	4.0	9.900	40	3.5	11.150	36 =	3.5	11.700	34 =	56.700	39 =
115	Nina	Deery	Yorkshire	Gr2-Yorkshire	Gr2	4.0	12.500	19 =	4.0	12.600	9 =	4.0	8.850	46	4.0	11.300	28 =	3.5	11.150	40 =	56.400	41
109	Caitlin	Firth	South East	Gr2-South East	Gr2	4.0	12.300	38 =	3.5	11.050	43 =	4.0	10.700	30	4.0	11.250	33 =	3.5	10.700	44	56.000	42
116	Hannah	Cowell-Jones	Yorkshire	Gr2-Yorkshire	Gr2	4.0	12.300	38 =	4.0	12.200	24 =	4.0	10.650	31 =	3.5	9.900	46	2.5	10.450	45	55.500	43
227	Paige	Sheen	Wales	Gr2-Wales	Gr2	4.0	12.400	29 =	4.0	12.100	27 =	4.0	11.050	21 =	3.5	10.800	45	3.5	9.100	47	55.450	44
125	LeandraIona	Gray	Scotland	Gr2-Scotland	Gr2	4.0	12.350	36 =	4.0	11.750	36 =	4.0	9.700	42 =	3.0	8.600	47	3.5	12.150	30 =	54.550	45
142	Ella-Mae	Jones	East Midlands	Gr2-East Midlands	Gr2	4.0	12.600	12 =	3.5	8.400	48	4.0	8.000	47	3.5	10.900	43	3.0	11.000	42	50.900	46
121	Lucy	McCarthy	East	Gr2-East	Gr2	0.0	0.000	48 =	4.0	12.950	1	4.0	11.000	24	3.5	10.850	44	4.0	12.700	15	47.500	47
106	Elizabeth	Jones	North of England	Gr2-North of England	Gr2	4.0	12.450	24 =	3.0	8.850	47	3.5	6.250	48	0.0	0.000	48 =	0.0	0.000	48 =	27.550	48


Women's Artistic
National Development Plan
4,3,2,1 2015

Grade 1


Vault 

Bars 

Beam 






Floor 

Range

All Around 

No	Name	Club	Team	Comp	D	VT	D	UB	D	BB	D	FX	D	RC	AA						
160	Tomique	Gibson	Gr1-London	Gr1	4.0	13.150	1	4.0	13.000	1	4.0	11.700	3	4.0	12.500	1	3.5	12.250	29	62.600	1
158	Emily	Moore	Gr1-London	Gr1	4.0	12.650	9	4.0	12.450	16	4.0	12.150	1	4.0	12.250	2	3.5	12.500	21	62.000	2
192	Jessica	Daykin	Gr1-South West	Gr1	3.5	12.300	29	4.0	12.600	10	4.0	12.150	1	3.5	11.300	17	4.0	13.300	1	61.650	3
161	Noemi	Seminara	Gr1-London	Gr1	4.0	12.700	4	4.0	12.700	6	4.0	11.200	10	4.0	11.950	6	4.0	13.050	4	61.600	4
173	Ellen	Donaldson	Gr1-South	Gr1	4.0	12.300	29	4.0	12.950	2	3.5	10.800	15	4.0	12.100	4	4.0	13.250	2	61.400	5
197	Carlisa	Alleynne	Gr1-Wales	Gr1	4.0	12.700	4	4.0	12.800	3	4.0	11.500	4	4.0	12.200	3	4.0	11.950	33	61.150	6
193	Sophie	Simpkins	Gr1-South West	Gr1	4.0	12.700	4	4.0	12.400	18	4.0	11.450	7	4.0	11.850	7	4.0	12.550	16	60.950	7
163	Amelia	Evans	Gr1-East	Gr1	4.0	12.300	29	4.0	12.650	8	4.0	11.500	4	3.5	11.150	19	4.0	12.900	7	60.500	8
178	Rachael	Page	Gr1-South East	Gr1	4.0	12.550	12	4.0	11.900	23	4.0	11.500	4	3.5	11.650	13	4.0	12.550	16	60.150	9
154	Sophie	Nicoll	Gr1-West Midlands	Gr1	4.0	12.500	17	4.0	12.550	14	4.0	9.950	26	4.0	11.850	7	4.0	12.750	8	59.600	10
162	Tilly	Hedges	Gr1-East	Gr1	4.0	11.150	40	4.0	12.800	3	4.0	11.150	11	3.5	11.400	14	4.0	12.600	14	59.100	11
196	Macey	Chapman	Gr1-Wales	Gr1	4.0	12.400	25	4.0	11.850	24	4.0	10.300	17	3.5	11.700	11	4.0	12.750	8	59.000	12
191	Robyn	Elison	Gr1-South West	Gr1	4.0	12.450	21	4.0	12.750	5	4.0	11.350	8	3.5	9.850	41	4.0	12.400	26	58.800	13
168	Teri	Williams	Gr1-North West	Gr1	4.0	12.700	4	3.5	11.200	30	4.0	11.050	12	4.0	11.700	11	3.5	12.000	32	58.650	14
174	Kaliska	Nowers	Gr1-South	Gr1	4.0	12.400	25	4.0	12.450	16	4.0	9.900	27	3.0	10.500	32	4.0	13.100	3	58.350	15
187	Daisy	Willcocks	Gr1-Scotland	Gr1	4.0	12.150	35	4.0	12.150	22	4.0	10.950	13	3.0	10.250	37	4.0	12.750	8	58.250	16
169	Mia	Galloway	Gr1-North West	Gr1	4.0	12.550	12	4.0	12.600	10	3.5	9.700	29	3.0	10.700	28	4.0	12.550	16	58.100	17
188	Carly	Mcfadden	Gr1-Scotland	Gr1	4.0	12.800	3	3.5	11.550	27	4.0	10.200	21	3.5	10.750	27	4.0	12.750	8	58.050	18
194	Nia	Eales	Gr1-Wales	Gr1	3.5	11.450	39	3.5	11.450	28	4.0	11.300	9	3.5	11.350	15	4.0	12.400	26	57.950	19
166	Megan	Bramley	Gr1-Yorkshire	Gr1	4.0	12.950	2	3.5	11.850	24	3.5	10.250	20	3.0	10.650	30	4.0	12.200	30	57.900	20
171	Elise	Waugh	Gr1-North West	Gr1	4.0	12.450	21	4.0	12.200	21	3.5	9.150	32	3.5	11.350	15	4.0	12.450	23	57.600	21
159	Lola	Eftekhari	Gr1-London	Gr1	4.0	12.300	29	3.5	11.000	32	4.0	10.900	14	3.0	10.900	25	4.0	12.500	21	57.600	21
181	Lara	Stembriidge	Gr1-South East	Gr1	4.0	12.550	12	4.0	11.250	29	4.0	10.150	24	3.0	10.700	28	4.0	12.700	13	57.350	23
180	Eve	Hudson	Gr1-South East	Gr1	4.0	12.450	21	4.0	12.600	10	4.0	8.850	36	3.0	10.800	26	3.5	12.300	28	57.000	24
157	Harriet	Price	Gr1-West Midlands	Gr1	4.0	12.250	33	4.0	12.700	6	3.5	10.550	16	3.5	8.900	42	4.0	12.550	16	56.950	25
170	Olivia	Buckley	Gr1-North West	Gr1	4.0	12.500	17	4.0	12.500	15	4.0	9.500	30	3.0	9.900	40	3.5	12.450	23	56.850	26
179	Josie	Griffiths	Gr1-South East	Gr1	4.0	12.700	4	3.5	10.750	33	3.5	10.300	17	4.0	11.750	9	3.0	11.300	36	56.800	27
155	Imogen	Evans	Gr1-West Midlands	Gr1	4.0	12.500	17	4.0	11.800	26	4.0	10.300	17	3.0	10.300	36	4.0	11.850	35	56.750	28
186	Megan	Wright	Gr1-Scotland	Gr1	4.0	12.400	25	4.0	12.350	19	3.0	8.700	37	3.5	11.200	18	4.0	11.900	34	56.550	29
190	Kristy	Gray	Gr1-South West	Gr1	4.0	12.350	28	3.5	9.700	39	4.0	10.200	21	4.0	11.100	22	4.0	12.750	8	56.100	30

Women's Artistic
National Development Plan
4,3,2,1 2015

								Range														
189	Erin	Fraser	Scotland	Gr1-Scotland	Gr1	4.0	12.050	36	4.0	12.600	10 =	3.0	8.450	39	3.0	10.500	32 =	4.0	12.450	23 =	56.050	31
164	Harriet	Chatt	East	Gr1-East	Gr1	4.0	12.550	12 =	3.0	10.450	35 =	4.0	10.100	25	3.0	10.100	38 =	4.0	12.550	16 =	55.750	32
156	Megan	Neale	West Midlands	Gr1-West Midlands	Gr1	4.0	12.200	34	3.5	11.050	31	3.5	8.700	37 =	3.5	10.600	31	4.0	12.600	14 =	55.150	33
183	Alicia	Cartidge	East Midlands	Gr1-East Midlands	Gr1	4.0	12.600	10 =	3.5	10.350	37	3.5	9.750	28	4.0	12.050	5	2.5	9.600	40 =	54.350	34
185	Finley	Smith	City of Worcester		Gr1	4.0	11.950	37 =	4.0	12.650	8 =	3.0	9.000	33	2.5	10.100	38 =	3.0	10.450	38	54.150	35
172	Rebekah	Mooney	Stockport		Gr1	4.0	12.600	10 =	3.5	8.250	40	4.0	7.350	41	4.0	11.750	9 =	3.0	11.150	37	51.100	36
182	Molly	Simpson	East Midlands	Gr1-East Midlands	Gr1	4.0	12.550	12 =	3.0	7.350	41	4.0	10.200	21 =	3.5	11.100	22 =	2.5	9.600	40 =	50.800	37
195	Fion	Thomas	Wales	Gr1-Wales	Gr1	3.5	11.950	37 =	3.5	6.250	42	4.0	8.900	34 =	3.5	11.150	19 =	4.0	12.100	31	50.350	38
184	Felicia	Miloro	East Midlands	Gr1-East Midlands	Gr1	4.0	12.500	17 =	4.0	9.900	38	3.0	8.300	40	3.0	10.400	35	2.5	9.200	42	50.300	39
237	Jessica	Wells	South	Gr1-South	Gr1	4.0	12.450	21 =	3.5	10.450	35 =	3.0	6.350	42	3.5	11.000	24	2.5	9.650	39	49.900	40
175	Ashley	Preston	South	Gr1-South	Gr1	0.0	0.000	41 =	3.5	12.250	20	4.0	9.350	31	3.5	11.150	19 =	4.0	13.000	5	45.750	41
165	Kyiah	Tranfield	East	Gr1-East	Gr1	0.0	0.000	41 =	3.5	10.600	34	4.0	8.900	34 =	3.5	10.450	34	4.0	12.950	6	42.900	42