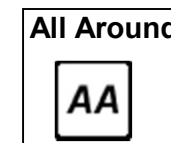

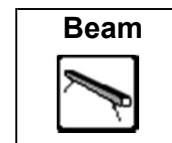
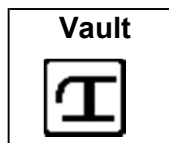


# 2018 BG Club Grades 4321

## Women's Artistic



NDP1

No	Name	Club	Team	Comp	D	VT		D	UB		D	BB		D	FX		D	RC		AA							
165	Seren	Rowlands-Higgins	WALES	NDP1-WALES	NDP1	4.0	12.750	12	=	4.0	12.400	2	=	4.0	12.400	2	=	4.0	12.950	1	=	4.0	13.500	1	=	64.000	1
197	Molly	Simmons	EAST	NDP1-EAST	NDP1	4.0	12.950	2	=	4.0	12.250	6	=	4.0	12.250	6	=	4.0	12.550	10	=	4.0	13.400	4	=	63.400	2
164	Ruby	Allen	WALES	NDP1-WALES	NDP1	3.5	11.900	37	=	4.0	12.550	1	=	4.0	12.400	2	=	4.0	12.550	10	=	4.0	13.400	4	=	62.800	3
199	Abigail	Roper	EAST	NDP1-EAST	NDP1	4.0	12.900	3	=	4.0	12.150	10	=	4.0	12.200	7	=	3.5	12.250	22	=	4.0	13.250	8	=	62.750	4
202	Paris	White	WEST MIDLANDS	NDP1-WEST MIDLANDS	NDP1	4.0	12.900	3	=	4.0	11.850	17	=	4.0	11.800	13	=	4.0	12.550	10	=	4.0	13.400	4	=	62.500	5
188	Abbie	Nicholl	SCOTLAND	NDP1-SCOTLAND	NDP1	4.0	13.200	1	=	4.0	12.100	13	=	4.0	12.050	9	=	4.0	12.850	2	=	3.5	12.250	33	=	62.450	6
189	Ellidh	Gorrell	SCOTLAND	NDP1-SCOTLAND	NDP1	4.0	12.800	9	=	4.0	12.200	8	=	4.0	12.200	7	=	4.0	12.500	13	=	4.0	12.700	27	=	62.400	7
180	Shannon	Townsend	EAST MIDLANDS	NDP1-EAST MIDLANDS	NDP1	4.0	12.600	27	=	4.0	11.500	26	=	4.0	12.500	1	=	4.0	12.600	6	=	4.0	12.900	23	=	62.100	8
182	Summer	Hayes-Scott	LONDON	NDP1-LONDON	NDP1	4.0	12.700	17	=	4.0	12.250	6	=	4.0	11.250	24	=	4.0	12.800	3	=	4.0	12.500	30	=	61.500	9
191	Lilly	Roy	SCOTLAND	NDP1-SCOTLAND	NDP1	4.0	12.600	27	=	4.0	12.000	14	=	3.5	11.550	18	=	4.0	12.400	18	=	3.5	12.950	18	=	61.500	9
187	Lucy	Worthington	IOM	NDP1-IOM	NDP1	4.0	12.600	27	=	4.0	12.150	10	=	3.5	11.700	14	=	3.5	11.900	28	=	4.0	13.100	11	=	61.450	11
203	Hannah	Shroff	WEST MIDLANDS	NDP1-WEST MIDLANDS	NDP1	4.0	12.700	17	=	4.0	11.650	20	=	4.0	11.300	22	=	4.0	12.600	6	=	4.0	13.200	10	=	61.450	11
196	Martha	Marsh	EAST	NDP1-EAST	NDP1	4.0	12.900	3	=	4.0	11.550	24	=	4.0	11.850	12	=	4.0	12.600	6	=	3.5	12.450	31	=	61.350	13
198	Abby	Forkner	EAST	NDP1-EAST	NDP1	4.0	12.750	12	=	4.0	12.150	10	=	4.0	11.050	25	=	4.0	12.500	13	=	4.0	12.900	23	=	61.350	13
170	Katie	Lily Jones	SOUTH WEST	NDP1-SOUTH WEST	NDP1	4.0	12.600	27	=	4.0	11.500	26	=	4.0	11.600	15	=	4.0	12.750	4	=	3.5	12.650	28	=	61.100	15
166	Jasmine	Greenwood	NORTH WEST	NDP1-NORTH WEST	NDP1	4.0	12.800	9	=	4.0	11.850	17	=	4.0	11.500	19	=	4.0	11.400	33	=	4.0	13.450	2	=	61.000	16
162	Katelyn	King	WALES	NDP1-WALES	NDP1	4.0	12.900	3	=	3.5	11.650	20	=	4.0	11.950	11	=	4.0	12.450	16	=	4.0	12.000	37	=	60.950	17
194	Emily	Shears	SOUTH	NDP1-SOUTH	NDP1	4.0	12.500	33	=	4.0	11.800	19	=	3.5	10.900	30	=	4.0	12.350	19	=	4.0	13.250	8	=	60.800	18
190	Grace	Muir	SCOTLAND	NDP1-SCOTLAND	NDP1	4.0	11.500	39	=	4.0	12.200	8	=	4.0	12.300	4	=	4.0	11.550	32	=	4.0	13.050	13	=	60.600	19
172	Safina	Crocker	SOUTH WEST	NDP1-SOUTH WEST	NDP1	4.0	12.750	12	=	4.0	11.600	23	=	3.5	10.250	36	=	4.0	12.600	6	=	4.0	13.300	7	=	60.500	20
171	Kiera	Williams	SOUTH WEST	NDP1-SOUTH WEST	NDP1	4.0	12.600	27	=	4.0	12.000	14	=	4.0	11.450	20	=	4.0	12.250	22	=	3.5	12.050	36	=	60.350	21
201	Mae	Wilkinson	WEST MIDLANDS	NDP1-WEST MIDLANDS	NDP1	4.0	12.350	36	=	4.0	11.550	24	=	3.5	11.000	26	=	4.0	12.500	13	=	4.0	12.950	18	=	60.350	21
200	Kelsie	Clohessey-Daly	WEST MIDLANDS	NDP1-WEST MIDLANDS	NDP1	4.0	12.850	7	=	4.0	12.400	2	=	3.5	10.700	31	=	3.5	11.300	34	=	4.0	13.100	11	=	60.350	21
169	Synnove	Macpherson	NORTH WEST	NDP1-NORTH WEST	NDP1	4.0	12.750	12	=	4.0	12.350	4	=	4.0	11.300	22	=	3.5	10.900	36	=	3.5	12.950	18	=	60.250	24
174	Hannah	Coutts	SOUTH EAST	NDP1-SOUTH EAST	NDP1	0.0	11.100	40	=	4.0	11.900	16	=	3.5	11.600	15	=	4.0	12.200	24	=	4.0	13.450	2	=	60.250	24
175	Honesty	South	SOUTH EAST	NDP1-SOUTH EAST	NDP1	4.0	12.700	17	=	2.5	9.850	34	=	4.0	12.300	4	=	3.5	11.900	28	=	4.0	13.000	16	=	59.750	26
163	Katie	Lewis	WALES	NDP1-WALES	NDP1	4.0	12.700	17	=	4.0	11.650	20	=	3.5	9.900	39	=	3.5	12.350	19	=	4.0	12.950	18	=	59.550	27
179	Rhianna	Pyne	EAST MIDLANDS	NDP1-EAST MIDLANDS	NDP1	4.0	11.700	38	=	4.0	11.000	32	=	4.0	10.950	29	=	4.0	12.650	5	=	4.0	13.000	16	=	59.300	28
183	Grace	Hyams	LONDON	NDP1-LONDON	NDP1	4.0	12.700	17	=	4.0	11.050	31	=	4.0	11.600	15	=	3.5	11.750	31	=	4.0	11.950	39	=	59.050	29
168	Katie	Swann	NORTH WEST	NDP1-NORTH WEST	NDP1	4.0	12.700	17	=	4.0	12.350	4	=	3.5	10.250	36	=	4.0	10.450	38	=	4.0	12.850	26	=	58.600	30
178	Melodie	Larvor	EAST MIDLANDS	NDP1-EAST MIDLANDS	NDP1	4.0	12.700	17	=	3.5	10.150	33	=	4.0	11.000	26	=	3.5	12.150	26	=	3.5	12.200	34	=	58.200	31
544	Jade	Bennett	SOUTH WEST	NDP1-SOUTH WEST	NDP1	4.0	12.450	34	=	4.0	11.300	30	=	3.5	10.700	31	=	4.0	10.100	39	=	4.0	13.050	13	=	57.600	32
543	Brogan	Prescott	NORTH WEST	NDP1-NORTH WEST	NDP1	4.0	12.750	12	=	3.0	9.700	35	=	3.5	10.200	38	=	4.0	12.300	21	=	3.5	12.450	31	=	57.400	33
193	Elise	Blissett	SOUTH	NDP1-SOUTH	NDP1	4.0	12.700	17	=	3.0	9.300	36	=	4.0	11.400	21	=	3.5	12.150	26	=	3.5	11.800	40	=	57.350	34
185	Rebecca	Asquith	YORKSHIRE	NDP1-YORKSHIRE	NDP1	4.0	12.700	17	=	4.0	11.350	29	=	3.5	10.350	34	=	3.0	9.200	41	=	4.0	13.050	13	=	56.650	35
181	Sophia	Waller	LONDON	NDP1-LONDON	NDP1	4.0	12.800	9	=	3.0	7.600	38	=	4.0	12.050	9	=	3.5	11.000	35	=	3.5	12.900	23	=	56.350	36
195	Florence	Self	SOUTH	NDP1-SOUTH	NDP1	4.0	12.400	35	=	4.0	11.500	26	=	3.5	8.650	41	=	3.0	10.850	37	=	4.0	12.950	18	=	56.350	36
192	Lila	North	SOUTH	NDP1-SOUTH	NDP1	4.0	12.600	27	=	3.0	8.350	37	=	3.5	10.700	31	=	4.0	12.200	24	=	3.5	12.150	35	=	56.000	38
186	Cody	Smith	IOM	NDP1-IOM	NDP1	4.0	12.850	7	=	3.0	5.350	40	=	3.0	9.000	40	=	3.5	11.800	30	=	4.0	12.650	28	=	51.650	39
176	Rosie	Meindl	SOUTH EAST	NDP1-SOUTH EAST	NDP1	0.0	0.000	41	=	2.5	7.300	39	=	3.5	10.350	34	=	3.5	10.000	40	=	3.0	12.000	37	=	39.650	40
177	Madison	Jurkowski	EAST MIDLANDS	NDP1-EAST MIDLANDS	NDP1	4.0	12.650	26	=	0.0	0.000	41	=	4.0	11.000	26	=	4.0	12.450	16	=	0.0	0.000	41	=	36.100	41